

Vrij rijden 2017-08-11  
 ALLE RONDETIJDEN OP WWW.RACERESULTS.NU

Snel  
 Result of Sessie 1

11 August 2017  
 Zolder - 4000 mtr.


Pos	Nbr	Name	Fastest	In	Gap	Diff	Laps	Km/h
1	74	Rider 74	2:05.218	7			7	115.00
2	91	Rider 91	2:06.655	4	1.437	1.437	5	113.69
3	79	Rider 79	2:07.199	5	1.981	0.544	8	113.21
4	112	Rider 112	2:07.894	7	2.676	0.695	8	112.59
5	89	Rider 89	2:08.364	7	3.146	0.470	7	112.18
6	114	Rider 114	2:08.710	7	3.492	0.346	8	111.88
7	102	Rider 102	2:09.198	6	3.980	0.488	7	111.46
8	93	Rider 93	2:09.260	6	4.042	0.062	8	111.40
9	86	Rider 86	2:09.263	7	4.045	0.003	7	111.40
10	72	Rider 72	2:09.336	6	4.118	0.073	6	111.34
11	111	Rider 111	2:09.515	6	4.297	0.179	7	111.18
12	80	Rider 80	2:11.258	6	6.040	1.743	8	109.71
13	96	Rider 96	2:11.579	5	6.361	0.321	8	109.44
14	126	Rider 126	2:11.894	7	6.676	0.315	7	109.18
15	83	Rider 83	2:11.994	5	6.776	0.100	8	109.10
16	124	Rider 124	2:12.532	6	7.314	0.538	7	108.65
17	125	Rider 125	2:12.722	6	7.504	0.190	7	108.50
18	109	Rider 109	2:12.895	6	7.677	0.173	8	108.36
19	88	Rider 88	2:13.479	6	8.261	0.584	7	107.88
20	119	Rider 119	2:13.819	5	8.601	0.340	5	107.61
21	100	Rider 100	2:14.443	7	9.225	0.624	7	107.11
22	77	Rider 77	2:14.791	7	9.573	0.348	8	106.83
23	87	Rider 87	2:15.021	5	9.803	0.230	6	106.65
24	129	Rider 129	2:15.722	6	10.504	0.701	7	106.10
25	90	Rider 90	2:16.187	7	10.969	0.465	8	105.74
26	78	Rider 78	2:16.560	6	11.342	0.373	7	105.45
27	108	Rider 108	2:16.562	7	11.344	0.002	8	105.45
28	115	Rider 115	2:17.118	7	11.900	0.556	7	105.02
29	107	Rider 107	2:17.541	7	12.323	0.423	7	104.70
30	76	Rider 76	2:17.715	2	12.497	0.174	3	104.56
31	85	Rider 85	2:17.908	4	12.690	0.193	6	104.42
32	116	Rider 116	2:18.794	6	13.576	0.886	6	103.75
33	120	Rider 120	2:18.914	4	13.696	0.120	5	103.66
34	99	Rider 99	2:19.900	7	14.682	0.986	7	102.93
35	81	Rider 81	2:20.571	3	15.353	0.671	4	102.44
36	92	Rider 92	2:24.073	3	18.855	3.502	4	99.95
37	128	Rider 128	2:24.512	5	19.294	0.439	5	99.65
38	113	Rider 113	2:26.254	3	21.036	1.742	5	98.46
39	103	Rider 103	2:26.606	4	21.388	0.352	5	98.22
40	104	Rider 104	2:26.612	5	21.394	0.006	6	98.22
41	121	Rider 121	2:27.614	4	22.396	1.002	5	97.55
42	106	Rider 106	2:34.394	2	29.176	6.780	4	93.27
43	82	Rider 82					1	0.00
44	95	Rider 95					1	0.00

Fastest time : 2:05.218 in lap 7 by nbr. 74 : Rider 74 ()

Publication-time

Results: raceresults.nu

Timekeeping by : RSTime by Timeservice.nl

Clerk of the Course	Steward	Timekeeper	
		Floortje Snoek	
Page 1 of 1	Results remain provisional pending technical examination and decisions from the stewards of the meeting		

Vrij rijden 2017-08-11  
ALLE RONDETIJDEN OP WWW.RACERESULTS.NU

Snel  
Sector analyse - Sessie 1

11 August 2017  
Zolder - 4000 mtr.

Pos	Nbr	Name / Team name	Sector 1			Sector 2			Sector 3			Theoretical best	Actual best	In
			time	Lap	pos	time	Lap	pos	time	Lap	pos			
1	74	Rider 74	40.834	8	1	45.877	8	1	35.699	6	2	2:02.410	2:05.218	7
2	91	Rider 91	41.350	6	5	46.151	6	2	35.538	5	1	2:03.039	2:06.655	4
3	79	Rider 79	41.614	6	6	47.726	5	7	36.597	5	4	2:05.937	2:07.199	5
4	112	Rider 112	41.015	8	2	46.158	8	3	37.050	7	5	2:04.223	2:07.894	7
5	89	Rider 89	41.949	8	8	47.148	7	4	38.071	7	15	2:07.168	2:08.364	7
6	114	Rider 114	41.724	7	7	48.554	8	10	37.060	7	6	2:07.338	2:08.710	7
7	102	Rider 102	43.395	7	15	47.486	7	6	35.840	6	3	2:06.721	2:09.198	6
8	93	Rider 93	41.038	8	3	47.252	8	5	37.312	6	7	2:05.602	2:09.260	6
9	86	Rider 86	41.302	7	4	48.952	8	13	38.635	7	23	2:08.889	2:09.263	7
10	72	Rider 72	42.400	7	12	49.193	4	17	37.517	6	8	2:09.110	2:09.336	6
11	111	Rider 111	42.188	6	11	48.600	6	11	37.838	4	10	2:08.626	2:09.515	6
12	80	Rider 80	41.951	8	9	48.199	8	8	37.854	6	11	2:08.004	2:11.258	6
13	96	Rider 96	43.204	6	14	49.567	8	21	37.895	5	12	2:10.666	2:11.579	5
14	126	Rider 126	42.525	8	13	49.163	8	16	38.032	7	13	2:09.720	2:11.894	7
15	83	Rider 83	43.679	8	19	49.369	5	18	38.144	7	16	2:11.192	2:11.994	5
16	124	Rider 124	43.746	7	20	49.474	6	20	38.349	4	19	2:11.569	2:12.532	6
17	125	Rider 125	44.267	4	24	49.454	7	19	37.766	5	9	2:11.487	2:12.722	6
18	109	Rider 109	43.413	8	16	48.745	6	12	38.596	4	21	2:10.754	2:12.895	6
19	88	Rider 88	43.484	7	17	49.124	6	15	38.165	4	17	2:10.773	2:13.479	6
20	119	Rider 119	44.080	6	22	49.842	5	23	38.508	5	20	2:12.430	2:13.819	5
21	100	Rider 100	43.497	8	18	49.055	8	14	38.887	7	27	2:11.439	2:14.443	7
22	77	Rider 77	44.304	8	25	49.734	7	22	38.041	7	14	2:12.079	2:14.791	7
23	87	Rider 87	42.061	5	10	48.387	6	9	38.615	4	22	2:09.063	2:15.021	5
24	129	Rider 129	45.447	7	32	50.646	6	25	38.721	4	26	2:14.814	2:15.722	6
25	90	Rider 90	44.244	8	23	50.730	8	26	39.488	7	31	2:14.462	2:16.187	7
26	78	Rider 78	44.585	7	27	51.338	7	28	38.678	6	24	2:14.601	2:16.560	6
27	108	Rider 108	44.048	8	21	50.997	8	27	38.689	7	25	2:13.734	2:16.562	7
28	115	Rider 115	44.322	8	26	51.795	6	31	38.217	7	18	2:14.334	2:17.118	7
29	107	Rider 107	44.692	8	28	52.005	5	32	39.411	6	29	2:16.108	2:17.541	7
30	76	Rider 76	46.060	2	34	52.177	2	33	39.478	2	30	2:17.715	2:17.715	2
31	85	Rider 85	44.854	6	29	51.361	4	29	39.723	5	33	2:15.938	2:17.908	4
32	116	Rider 116	45.420	7	31	50.555	7	24	38.997	5	28	2:14.972	2:18.794	6
33	120	Rider 120	45.036	5	30	51.492	5	30	40.382	4	36	2:16.910	2:18.914	4
34	99	Rider 99	46.128	8	35	53.207	5	38	39.618	7	32	2:18.953	2:19.900	7
35	81	Rider 81	46.409	4	36	52.743	4	35	40.283	3	34	2:19.435	2:20.571	3
36	92	Rider 92	48.302	4	40	52.459	4	34	41.044	3	37	2:21.805	2:24.073	3
37	128	Rider 128	47.714	6	39	52.911	6	37	41.263	4	38	2:21.888	2:24.512	5
38	113	Rider 113	48.361	4	41	52.843	4	36	40.330	3	35	2:21.534	2:26.254	3
39	103	Rider 103	46.729	5	37	54.523	4	39	42.669	4	39	2:23.921	2:26.606	4
40	104	Rider 104	45.662	6	33	54.590	5	40	42.867	3	40	2:23.119	2:26.612	5
41	121	Rider 121	47.704	5	38	54.677	5	41	43.090	4	41	2:25.471	2:27.614	4
42	106	Rider 106	50.528	3	43	56.593	4	42	44.620	2	43	2:31.741	2:34.394	2
43	82	Rider 82	49.764	1	42	1:01.374	1	44	44.595	0	42	2:35.733		
44	95	Rider 95				1:01.215	1	43						

Vrij rijden 2017-08-11  
 ALLE RONDETIJDEN OP WWW.RACERESULTS.NU

Snel  
 Result of Sessie 2

11 August 2017  
 Zolder - 4000 mtr.


Pos	Nbr	Name	Fastest	In	Gap	Diff	Laps	Km/h
1	91	Rider 91	1:48.566	3			6	132.64
2	71	Rider 71	1:49.692	8	1.126	1.126	9	131.28
3	75	Rider 75	1:50.325	8	1.759	0.633	9	130.52
4	114	Rider 114	1:51.314	6	2.748	0.989	9	129.36
5	84	Rider 84	1:51.503	7	2.937	0.189	8	129.14
6	126	Rider 126	1:51.598	6	3.032	0.095	9	129.03
7	85	Rider 85	1:51.919	4	3.353	0.321	5	128.66
8	112	Rider 112	1:52.007	7	3.441	0.088	8	128.56
9	86	Rider 86	1:52.945	7	4.379	0.938	9	127.50
10	77	Rider 77	1:53.007	8	4.441	0.062	8	127.43
11	72	Rider 72	1:53.109	5	4.543	0.102	9	127.31
12	110	Rider 110	1:53.160	6	4.594	0.051	9	127.25
13	79	Rider 79	1:53.198	6	4.632	0.038	8	127.21
14	74	Rider 74	1:53.274	6	4.708	0.076	9	127.13
15	121	Rider 121	1:54.515	8	5.949	1.241	8	125.75
16	88	Rider 88	1:54.866	6	6.300	0.351	8	125.36
17	76	Rider 76	1:54.917	8	6.351	0.051	9	125.31
18	89	Rider 89	1:55.004	7	6.438	0.087	9	125.21
19	93	Rider 93	1:55.183	7	6.617	0.179	8	125.02
20	109	Rider 109	1:55.280	6	6.714	0.097	8	124.91
21	94	Rider 94	1:55.851	6	7.285	0.571	7	124.30
22	78	Rider 78	1:55.918	7	7.352	0.067	8	124.23
23	120	Rider 120	1:56.496	4	7.930	0.578	5	123.61
24	113	Rider 113	1:56.707	7	8.141	0.211	9	123.39
25	101	Rider 101	1:56.931	6	8.365	0.224	7	123.15
26	100	Rider 100	1:57.068	8	8.502	0.137	8	123.01
27	97	Rider 97	1:57.084	6	8.518	0.016	7	122.99
28	111	Rider 111	1:57.094	6	8.528	0.010	7	122.98
29	102	Rider 102	1:57.404	8	8.838	0.310	8	122.65
30	124	Rider 124	1:57.512	7	8.946	0.108	7	122.54
31	73	Rider 73	1:58.027	6	9.461	0.515	7	122.01
32	108	Rider 108	1:58.271	8	9.705	0.244	8	121.75
33	116	Rider 116	1:58.309	5	9.743	0.038	6	121.72
34	80	Rider 80	1:58.895	7	10.329	0.586	9	121.12
35	83	Rider 83	1:59.495	7	10.929	0.600	8	120.51
36	129	Rider 129	2:00.949	6	12.383	1.454	6	119.06
37	92	Rider 92	2:00.979	3	12.413	0.030	4	119.03
38	128	Rider 128	2:01.249	7	12.683	0.270	8	118.76
39	119	Rider 119	2:01.790	5	13.224	0.541	6	118.24
40	115	Rider 115	2:02.323	3	13.757	0.533	4	117.72
41	95	Rider 95	2:02.430	7	13.864	0.107	8	117.62
42	106	Rider 106	2:02.582	4	14.016	0.152	7	117.47

Fastest time : 1:48.566 in lap 3 by nbr. 91 : Rider 91 ()

Publication-time

Results: raceresults.nu

Timekeeping by : RSTime by Timeservice.nl

Clerk of the Course	Steward	Timekeeper	
		Floortje Snoek	
Page 1 of 2	Results remain provisional pending technical examination and decisions from the stewards of the meeting		

Vrij rijden 2017-08-11  
 ALLE RONDETIJDEN OP WWW.RACERESULTS.NU

Snel  
 Result of Sessie 2

11 August 2017  
 Zolder - 4000 mtr.

Pos	Nbr	Name	Fastest	In	Gap	Diff	Laps	Km/h
43	90	Rider 90	2:02.851	7	14.285	0.269	8	117.22
44	96	Rider 96	2:02.936	2	14.370	0.085	5	117.13
45	107	Rider 107	2:02.948	3	14.382	0.012	8	117.12
46	104	Rider 104	2:03.461	7	14.895	0.513	7	116.64
47	81	Rider 81	2:04.081	7	15.515	0.620	8	116.05
48	82	Rider 82	2:04.123	4	15.557	0.042	8	116.01
49	125	Rider 125	2:04.359	5	15.793	0.236	6	115.79
50	118	Rider 118	2:04.431	6	15.865	0.072	7	115.73
51	117	Rider 117	2:05.006	6	16.440	0.575	7	115.19
52	99	Rider 99	2:05.233	5	16.667	0.227	8	114.99
53	123	Rider 123	2:05.663	6	17.097	0.430	8	114.59
54	103	Rider 103	2:06.963	5	18.397	1.300	7	113.42
55	98	Rider 98	2:10.582	6	22.016	3.619	6	110.28
56	122	Rider 122	2:11.578	5	23.012	0.996	6	109.44
57	136	Rider 136	2:25.640	3	37.074	14.062	4	98.87
58	87	Rider 87					3	0.00

Fastest time : 1:48.566 in lap 3 by nbr. 91 : Rider 91 ()

Publication-time

Results: raceresults.nu

Timekeeping by : RSTime by Timeservice.nl

Clerk of the Course

Steward

Timekeeper

Floortje Snoek



Vrij rijden 2017-08-11  
 ALLE RONDETIJDEN OP WWW.RACERESULTS.NU

Snel  
 Sector analyse - Sessie 2

11 August 2017  
 Zolder - 4000 mtr.

Pos	Nbr	Name / Team name	Sector 1			Sector 2			Sector 3			Theoretical best	Actual best	In
			time	Lap	pos	time	Lap	pos	time	Lap	pos			
1	91	Rider 91	35.787	3	2	40.659	5	2	31.850	3	1	1:48.296	1:48.566	3
2	71	Rider 71	36.105	8	5	40.507	8	1	32.141	6	2	1:48.753	1:49.692	8
3	75	Rider 75	36.020	8	3	41.059	7	3	32.751	7	5	1:49.830	1:50.325	8
4	114	Rider 114	36.837	6	11	41.550	8	6	32.596	6	4	1:50.983	1:51.314	6
5	84	Rider 84	36.056	5	4	41.696	7	8	33.364	7	13	1:51.116	1:51.503	7
6	126	Rider 126	36.604	6	7	41.487	8	4	32.825	6	6	1:50.916	1:51.598	6
7	85	Rider 85	36.793	4	10	41.872	4	10	33.254	4	11	1:51.919	1:51.919	4
8	112	Rider 112	36.883	6	12	41.548	7	5	33.493	7	15	1:51.924	1:52.007	7
9	86	Rider 86	35.753	8	1	41.962	9	12	32.977	7	8	1:50.692	1:52.945	7
10	77	Rider 77	37.464	4	19	42.087	9	13	32.457	7	3	1:52.008	1:53.007	8
11	72	Rider 72	36.790	4	9	42.273	7	16	32.923	6	7	1:51.986	1:53.109	5
12	110	Rider 110	36.123	9	6	41.640	9	7	33.281	6	12	1:51.044	1:53.160	6
13	79	Rider 79	36.884	7	13	41.747	7	9	33.419	6	14	1:52.050	1:53.198	6
14	74	Rider 74	36.647	9	8	41.917	8	11	32.986	6	9	1:51.550	1:53.274	6
15	121	Rider 121	37.382	8	16	42.997	6	20	33.922	8	19	1:54.301	1:54.515	8
16	88	Rider 88	37.454	5	18	43.078	6	21	34.220	6	21	1:54.752	1:54.866	6
17	76	Rider 76	37.673	8	23	42.243	9	15	34.466	8	28	1:54.382	1:54.917	8
18	89	Rider 89	37.412	8	17	42.935	3	18	33.628	7	16	1:53.975	1:55.004	7
19	93	Rider 93	37.232	6	14	42.212	8	14	34.671	3	31	1:54.115	1:55.183	7
20	109	Rider 109	37.374	6	15	42.886	7	17	34.848	5	33	1:55.108	1:55.280	6
21	94	Rider 94	38.348	6	27	43.208	6	22	34.266	4	22	1:55.822	1:55.851	6
22	78	Rider 78	37.999	8	25	43.548	7	26	34.009	8	20	1:55.556	1:55.918	7
23	120	Rider 120	39.008	4	34	43.771	4	28	33.717	4	17	1:56.496	1:56.496	4
24	113	Rider 113	37.588	6	20	43.805	7	29	33.745	5	18	1:55.138	1:56.707	7
25	101	Rider 101	37.618	6	21	43.860	6	30	34.631	5	30	1:56.109	1:56.931	6
26	100	Rider 100	37.648	6	22	43.743	7	27	34.794	5	32	1:56.185	1:57.068	8
27	97	Rider 97	38.569	6	29	44.050	6	31	34.465	6	27	1:57.084	1:57.084	6
28	111	Rider 111	37.949	6	24	43.385	7	24	34.891	5	34	1:56.225	1:57.094	6
29	102	Rider 102	39.464	9	38	43.419	9	25	33.169	8	10	1:56.052	1:57.404	8
30	124	Rider 124	38.534	7	28	42.944	8	19	34.370	6	25	1:55.848	1:57.512	7
31	73	Rider 73	39.168	6	35	44.370	4	33	34.341	6	24	1:57.879	1:58.027	6
32	108	Rider 108	38.746	9	30	44.660	7	37	34.454	8	26	1:57.860	1:58.271	8
33	116	Rider 116	38.806	5	31	44.380	3	34	34.584	5	29	1:57.770	1:58.309	5
34	80	Rider 80	38.855	8	32	44.488	7	35	34.310	6	23	1:57.653	1:58.895	7
35	83	Rider 83	39.392	8	37	44.247	7	32	35.075	7	35	1:58.714	1:59.495	7
36	129	Rider 129	40.070	6	45	44.514	6	36	35.777	1	39	2:00.361	2:00.949	6
37	92	Rider 92	39.692	3	42	44.823	4	38	35.201	2	37	1:59.716	2:00.979	3
38	128	Rider 128	39.958	7	44	45.605	5	42	35.141	7	36	2:00.704	2:01.249	7
39	119	Rider 119	39.575	6	41	45.445	6	40	36.313	4	46	2:01.333	2:01.790	5
40	115	Rider 115	38.974	4	33	43.311	4	23	36.171	1	45	1:58.456	2:02.323	3
41	95	Rider 95	39.221	8	36	45.897	8	43	35.699	7	38	2:00.817	2:02.430	7
42	106	Rider 106	38.217	7	26	46.364	6	48	35.952	6	43	2:00.533	2:02.582	4
43	90	Rider 90	40.217	8	46	46.301	7	45	35.944	7	42	2:02.462	2:02.851	7
44	96	Rider 96	39.565	6	40	44.937	5	39	35.885	2	40	2:00.387	2:02.936	2
45	107	Rider 107	40.345	7	48	45.577	7	41	35.894	2	41	2:01.816	2:02.948	3

Vrij rijden 2017-08-11  
 ALLE RONDETIJDEN OP WWW.RACERESULTS.NU

Snel  
 Sector analyse - Sessie 2

11 August 2017  
 Zolder - 4000 mtr.

Pos	Nbr	Name / Team name	Sector 1			Sector 2			Sector 3			Theoretical best	Actual best	In
			time	Lap	pos	time	Lap	pos	time	Lap	pos			
46	104	Rider 104	39.695	7	43	46.348	7	47	36.946	6	52	2:02.989	2:03.461	7
47	81	Rider 81	40.900	7	51	46.696	7	51	36.485	7	49	2:04.081	2:04.081	7
48	82	Rider 82	39.523	4	39	47.013	4	52	36.829	5	51	2:03.365	2:04.123	4
49	125	Rider 125	41.582	5	53	46.321	6	46	36.140	5	44	2:04.043	2:04.359	5
50	118	Rider 118	40.422	6	49	46.504	7	49	36.699	5	50	2:03.625	2:04.431	6
51	117	Rider 117	40.970	6	52	47.110	7	53	36.481	6	48	2:04.561	2:05.006	6
52	99	Rider 99	40.255	6	47	47.285	5	54	36.440	6	47	2:03.980	2:05.233	5
53	123	Rider 123	40.564	4	50	46.288	7	44	37.354	6	54	2:04.206	2:05.663	6
54	103	Rider 103	41.586	5	54	46.588	7	50	37.335	4	53	2:05.509	2:06.963	5
55	98	Rider 98	42.970	6	56	48.776	6	56	38.734	4	55	2:10.480	2:10.582	6
56	122	Rider 122	42.844	5	55	49.100	6	57	39.205	5	56	2:11.149	2:11.578	5
57	136	Rider 136	46.075	4	57	55.743	4	58	42.251	3	57	2:24.069	2:25.640	3
58	87	Rider 87				47.350	3	55						

Vrij rijden 2017-08-11  
 ALLE RONDETIJDEN OP WWW.RACERESULTS.NU

Snel  
 Result of Sessie 3

11 August 2017  
 Zolder - 4000 mtr.


Pos	Nbr	Name	Fastest	In	Gap	Diff	Laps	Km/h
1	91	Rider 91	1:46.923	3			6	134.68
2	110	Rider 110	1:49.938	5	3.015	3.015	8	130.98
3	75	Rider 75	1:50.274	4	3.351	0.336	9	130.58
4	115	Rider 115	1:50.571	5	3.648	0.297	7	130.23
5	74	Rider 74	1:50.854	7	3.931	0.283	9	129.90
6	77	Rider 77	1:50.889	2	3.966	0.035	8	129.86
7	84	Rider 84	1:50.926	6	4.003	0.037	8	129.82
8	130	Rider 130	1:51.204	6	4.281	0.278	8	129.49
9	86	Rider 86	1:51.337	8	4.414	0.133	9	129.34
10	126	Rider 126	1:51.338	6	4.415	0.001	8	129.34
11	120	Rider 120	1:51.424	6	4.501	0.086	8	129.24
12	114	Rider 114	1:51.676	6	4.753	0.252	8	128.94
13	72	Rider 72	1:52.133	4	5.210	0.457	7	128.42
14	121	Rider 121	1:52.197	6	5.274	0.064	8	128.35
15	79	Rider 79	1:52.481	5	5.558	0.284	8	128.02
16	112	Rider 112	1:52.597	6	5.674	0.116	8	127.89
17	76	Rider 76	1:52.686	8	5.763	0.089	9	127.79
18	73	Rider 73	1:52.748	5	5.825	0.062	7	127.72
19	113	Rider 113	1:52.820	8	5.897	0.072	9	127.64
20	71	Rider 71	1:52.905	3	5.982	0.085	5	127.54
21	89	Rider 89	1:53.228	7	6.305	0.323	8	127.18
22	124	Rider 124	1:53.679	4	6.756	0.451	8	126.67
23	88	Rider 88	1:53.767	5	6.844	0.088	8	126.57
24	78	Rider 78	1:53.890	8	6.967	0.123	9	126.44
25	101	Rider 101	1:54.209	5	7.286	0.319	7	126.08
26	94	Rider 94	1:54.414	6	7.491	0.205	7	125.86
27	95	Rider 95	1:55.197	5	8.274	0.783	8	125.00
28	97	Rider 97	1:55.237	5	8.314	0.040	7	124.96
29	109	Rider 109	1:55.280	7	8.357	0.043	8	124.91
30	85	Rider 85	1:55.442	5	8.519	0.162	6	124.74
31	92	Rider 92	1:55.617	4	8.694	0.175	5	124.55
32	111	Rider 111	1:56.260	4	9.337	0.643	7	123.86
33	100	Rider 100	1:56.613	5	9.690	0.353	5	123.49
34	118	Rider 118	1:56.961	6	10.038	0.348	7	123.12
35	93	Rider 93	1:56.966	4	10.043	0.005	7	123.11
36	116	Rider 116	1:57.330	5	10.407	0.364	7	122.73
37	104	Rider 104	1:57.509	4	10.586	0.179	6	122.54
38	102	Rider 102	1:57.546	7	10.623	0.037	8	122.51
39	108	Rider 108	1:57.942	7	11.019	0.396	8	122.09
40	80	Rider 80	1:58.591	5	11.668	0.649	8	121.43
41	106	Rider 106	1:59.114	5	12.191	0.523	8	120.89
42	96	Rider 96	1:59.641	3	12.718	0.527	7	120.36

Fastest time : 1:46.923 in lap 3 by nbr. 91 : Rider 91 ()

Publication-time

Results: raceresults.nu

Timekeeping by : RSTime by Timeservice.nl

Clerk of the Course	Steward	Timekeeper	
		Floortje Snoek	
Page 1 of 2	Results remain provisional pending technical examination and decisions from the stewards of the meeting		

Vrij rijden 2017-08-11  
 ALLE RONDETIJDEN OP WWW.RACERESULTS.NU

Snel  
 Result of Sessie 3

11 August 2017  
 Zolder - 4000 mtr.

Pos	Nbr	Name	Fastest	In	Gap	Diff	Laps	Km/h
43	107	Rider 107	2:00.188	7	13.265	0.547	8	119.81
44	129	Rider 129	2:00.554	3	13.631	0.366	7	119.45
45	81	Rider 81	2:01.016	7	14.093	0.462	8	118.99
46	128	Rider 128	2:01.105	4	14.182	0.089	7	118.91
47	119	Rider 119	2:01.129	5	14.206	0.024	6	118.88
48	82	Rider 82	2:01.303	4	14.380	0.174	5	118.71
49	127	Rider 127	2:01.750	5	14.827	0.447	7	118.28
50	83	Rider 83	2:02.268	5	15.345	0.518	8	117.77
51	123	Rider 123	2:03.006	4	16.083	0.738	7	117.07
52	125	Rider 125	2:03.034	4	16.111	0.028	5	117.04
53	122	Rider 122	2:04.627	4	17.704	1.593	7	115.54
54	117	Rider 117	2:05.253	4	18.330	0.626	5	114.97
55	131	Rider 131	2:06.343	3	19.420	1.090	7	113.98
56	90	Rider 90	2:07.109	7	20.186	0.766	8	113.29
57	99	Rider 99	2:07.372	4	20.449	0.263	8	113.05
58	98	Rider 98	2:08.397	5	21.474	1.025	6	112.15
59	103	Rider 103	2:09.284	4	22.361	0.887	6	111.38

Fastest time : 1:46.923 in lap 3 by nbr. 91 : Rider 91 ()

Publication-time

Results: raceresults.nu

Timekeeping by : RSTime by Timeservice.nl

Clerk of the Course

Steward

Timekeeper

Floortje Snoek





Vrij rijden 2017-08-11  
 ALLE RONDETIJDEN OP WWW.RACERESULTS.NU

Snel  
 Sector analyse - Sessie 3

11 August 2017  
 Zolder - 4000 mtr.

Pos	Nbr	Name / Team name	Sector 1			Sector 2			Sector 3			Theoretical best	Actual best	In
			time	Lap	pos	time	Lap	pos	time	Lap	pos			
1	91	Rider 91	35.758	4	3	39.105	3	1	31.514	3	1	1:46.377	1:46.923	3
2	110	Rider 110	35.522	4	2	40.548	5	5	32.918	5	9	1:48.988	1:49.938	5
3	75	Rider 75	36.058	7	6	40.788	8	8	33.108	4	12	1:49.954	1:50.274	4
4	115	Rider 115	36.452	4	11	40.421	7	3	33.033	3	11	1:49.906	1:50.571	5
5	74	Rider 74	35.793	9	4	40.632	9	6	32.616	6	6	1:49.041	1:50.854	7
6	77	Rider 77	36.535	2	14	41.459	4	15	31.909	5	2	1:49.903	1:50.889	2
7	84	Rider 84	35.154	6	1	41.042	5	11	32.962	5	10	1:49.158	1:50.926	6
8	130	Rider 130	36.310	7	8	40.837	5	10	32.820	5	8	1:49.967	1:51.204	6
9	86	Rider 86	35.886	6	5	41.783	4	20	32.610	8	5	1:50.279	1:51.337	8
10	126	Rider 126	36.444	6	10	41.055	8	12	33.137	5	13	1:50.636	1:51.338	6
11	120	Rider 120	36.799	6	18	40.377	8	2	33.176	4	14	1:50.352	1:51.424	6
12	114	Rider 114	36.677	7	16	41.793	6	21	32.731	5	7	1:51.201	1:51.676	6
13	72	Rider 72	36.193	5	7	41.176	7	13	32.506	6	4	1:49.875	1:52.133	4
14	121	Rider 121	36.805	8	19	40.494	6	4	33.690	4	21	1:50.989	1:52.197	6
15	79	Rider 79	36.503	8	12	41.467	8	16	33.343	5	16	1:51.313	1:52.481	5
16	112	Rider 112	36.927	7	22	40.764	8	7	33.402	5	18	1:51.093	1:52.597	6
17	76	Rider 76	37.155	8	24	41.533	9	17	33.520	2	20	1:52.208	1:52.686	8
18	73	Rider 73	37.589	6	30	41.877	5	22	33.261	5	15	1:52.727	1:52.748	5
19	113	Rider 113	36.715	8	17	41.902	8	23	34.203	8	30	1:52.820	1:52.820	8
20	71	Rider 71	36.361	4	9	40.837	3	9	32.410	5	3	1:49.608	1:52.905	3
21	89	Rider 89	37.380	8	26	41.186	7	14	33.757	4	23	1:52.323	1:53.228	7
22	124	Rider 124	38.361	5	36	41.778	4	19	33.382	4	17	1:53.521	1:53.679	4
23	88	Rider 88	36.640	8	15	42.136	6	25	33.420	7	19	1:52.196	1:53.767	5
24	78	Rider 78	36.519	8	13	42.071	7	24	33.932	5	26	1:52.522	1:53.890	8
25	101	Rider 101	36.836	5	20	42.453	3	28	33.757	3	22	1:53.046	1:54.209	5
26	94	Rider 94	37.862	6	33	42.213	7	26	33.965	6	27	1:54.040	1:54.414	6
27	95	Rider 95	37.385	5	27	43.169	6	34	34.227	5	31	1:54.781	1:55.197	5
28	97	Rider 97	37.975	5	35	42.801	7	31	34.182	1	29	1:54.958	1:55.237	5
29	109	Rider 109	37.070	8	23	42.651	7	30	34.808	7	38	1:54.529	1:55.280	7
30	85	Rider 85	37.553	6	29	41.636	5	18	33.888	5	24	1:53.077	1:55.442	5
31	92	Rider 92	38.373	5	37	42.278	4	27	34.181	3	28	1:54.832	1:55.617	4
32	111	Rider 111	37.773	4	32	43.518	4	36	34.969	4	39	1:56.260	1:56.260	4
33	100	Rider 100	37.723	6	31	43.242	5	35	34.766	5	36	1:55.731	1:56.613	5
34	118	Rider 118	37.951	6	34	43.913	6	39	35.024	2	40	1:56.888	1:56.961	6
35	93	Rider 93	37.441	5	28	42.634	6	29	34.279	3	32	1:54.354	1:56.966	4
36	116	Rider 116	38.893	4	40	43.732	5	37	34.281	5	33	1:56.906	1:57.330	5
37	104	Rider 104	36.865	6	21	43.131	4	33	35.336	3	41	1:55.332	1:57.509	4
38	102	Rider 102	38.939	8	42	42.876	8	32	33.913	3	25	1:55.728	1:57.546	7
39	108	Rider 108	38.435	7	38	44.096	7	43	34.530	5	34	1:57.061	1:57.942	7
40	80	Rider 80	38.894	6	41	43.848	8	38	34.570	5	35	1:57.312	1:58.591	5
41	106	Rider 106	37.158	3	25	45.069	7	45	35.632	5	42	1:57.859	1:59.114	5
42	96	Rider 96	39.133	4	43	44.039	3	41	35.653	3	43	1:58.825	1:59.641	3
43	107	Rider 107	39.698	7	46	43.929	7	40	36.149	6	48	1:59.776	2:00.188	7
44	129	Rider 129	39.573	7	45	44.049	3	42	35.853	3	45	1:59.475	2:00.554	3
45	81	Rider 81	39.801	7	47	45.383	7	49	35.832	7	44	2:01.016	2:01.016	7

Vrij rijden 2017-08-11  
 ALLE RONDETIJDEN OP WWW.RACERESULTS.NU

Snel  
 Sector analyse - Sessie 3

11 August 2017  
 Zolder - 4000 mtr.

Pos	Nbr	Name / Team name	Sector 1			Sector 2			Sector 3			Theoretical best	Actual best	In
			time	Lap	pos	time	Lap	pos	time	Lap	pos			
46	128	Rider 128	40.017	5	51	45.349	5	48	34.775	4	37	2:00.141	2:01.105	4
47	119	Rider 119	39.928	6	49	45.166	5	46	35.868	5	46	2:00.962	2:01.129	5
48	82	Rider 82	38.530	4	39	45.594	5	50	36.572	3	50	2:00.696	2:01.303	4
49	127	Rider 127	39.552	6	44	44.583	5	44	36.950	5	52	2:01.085	2:01.750	5
50	83	Rider 83	39.960	6	50	45.341	6	47	35.952	5	47	2:01.253	2:02.268	5
51	123	Rider 123	39.824	4	48	45.671	4	52	37.511	4	57	2:03.006	2:03.006	4
52	125	Rider 125	40.273	4	52	45.595	4	51	36.441	2	49	2:02.309	2:03.034	4
53	122	Rider 122	41.006	6	54	45.870	7	53	37.233	4	55	2:04.109	2:04.627	4
54	117	Rider 117	40.925	5	53	46.423	4	54	37.019	3	54	2:04.367	2:05.253	4
55	131	Rider 131	41.239	7	56	47.162	3	55	36.990	3	53	2:05.391	2:06.343	3
56	90	Rider 90	41.384	7	57	47.508	8	56	37.487	7	56	2:06.379	2:07.109	7
57	99	Rider 99	41.068	8	55	47.674	8	58	36.938	2	51	2:05.680	2:07.372	4
58	98	Rider 98	41.704	5	58	47.749	6	59	38.358	4	59	2:07.811	2:08.397	5
59	103	Rider 103	42.397	5	59	47.636	6	57	38.312	4	58	2:08.345	2:09.284	4

Vrij rijden 2017-08-11  
 ALLE RONDETIJDEN OP WWW.RACERESULTS.NU

Snel  
 Result of Sessie 4

11 August 2017  
 Zolder - 4000 mtr.


Pos	Nbr	Name	Fastest	In	Gap	Diff	Laps	Km/h
1	71	Rider 71	1:45.281	3			6	136.78
2	136	Rider 136	1:46.928	5	1.647	1.647	7	134.67
3	130	Rider 130	1:47.596	2	2.315	0.668	9	133.83
4	74	Rider 74	1:48.105	5	2.824	0.509	9	133.20
5	110	Rider 110	1:48.427	9	3.146	0.322	10	132.81
6	120	Rider 120	1:49.013	7	3.732	0.586	9	132.09
7	84	Rider 84	1:49.020	9	3.739	0.007	9	132.09
8	121	Rider 121	1:49.072	8	3.791	0.052	9	132.02
9	112	Rider 112	1:49.253	8	3.972	0.181	9	131.80
10	75	Rider 75	1:50.015	5	4.734	0.762	7	130.89
11	86	Rider 86	1:50.275	6	4.994	0.260	9	130.58
12	88	Rider 88	1:50.276	8	4.995	0.001	10	130.58
13	72	Rider 72	1:50.298	5	5.017	0.022	7	130.56
14	126	Rider 126	1:50.744	7	5.463	0.446	9	130.03
15	76	Rider 76	1:51.312	6	6.031	0.568	9	129.37
16	22	Rider 22	1:51.660	5	6.379	0.348	6	128.96
17	79	Rider 79	1:51.948	7	6.667	0.288	9	128.63
18	89	Rider 89	1:51.994	8	6.713	0.046	10	128.58
19	114	Rider 114	1:51.995	5	6.714	0.001	9	128.58
20	93	Rider 93	1:52.670	4	7.389	0.675	8	127.81
21	85	Rider 85	1:52.969	3	7.688	0.299	7	127.47
22	78	Rider 78	1:53.062	5	7.781	0.093	8	127.36
23	113	Rider 113	1:53.746	4	8.465	0.684	9	126.60
24	124	Rider 124	1:53.770	2	8.489	0.024	9	126.57
25	109	Rider 109	1:54.128	6	8.847	0.358	9	126.17
26	115	Rider 115	1:54.209	3	8.928	0.081	4	126.08
27	92	Rider 92	1:54.670	4	9.389	0.461	5	125.58
28	95	Rider 95	1:55.046	5	9.765	0.376	9	125.17
29	101	Rider 101	1:55.066	7	9.785	0.020	8	125.15
30	102	Rider 102	1:55.321	8	10.040	0.255	9	124.87
31	3	Rider 3	1:55.380	8	10.099	0.059	9	124.80
32	97	Rider 97	1:55.487	3	10.206	0.107	7	124.69
33	128	Rider 128	1:55.650	7	10.369	0.163	8	124.51
34	104	Rider 104	1:55.706	8	10.425	0.056	9	124.45
35	100	Rider 100	1:55.839	5	10.558	0.133	8	124.31
36	33	Rider 33	1:56.065	4	10.784	0.226	8	124.07
37	8	Rider 8	1:56.121	4	10.840	0.056	5	124.01
38	80	Rider 80	1:56.250	6	10.969	0.129	9	123.87
39	2	Rider 2	1:56.361	7	11.080	0.111	9	123.75
40	108	Rider 108	1:56.917	8	11.636	0.556	9	123.16
41	116	Rider 116	1:56.991	8	11.710	0.074	9	123.09
42	27	Rider 27	1:57.362	4	12.081	0.371	9	122.70

Fastest time : 1:45.281 in lap 3 by nbr. 71 : Rider 71 ()

Publication-time

Results: raceresults.nu

Timekeeping by : RSTime by Timeservice.nl

Clerk of the Course	Steward	Timekeeper	
		Floortje Snoek	
Page 1 of 2	Results remain provisional pending technical examination and decisions from the stewards of the meeting		

Vrij rijden 2017-08-11  
 ALLE RONDETIJDEN OP WWW.RACERESULTS.NU

Snel  
 Result of Sessie 4

11 August 2017  
 Zolder - 4000 mtr.

Pos	Nbr	Name	Fastest	In	Gap	Diff	Laps	Km/h
43	119	Rider 119	1:57.448	7	12.167	0.086	8	122.61
44	272	Rider 272	1:57.761	4	12.480	0.313	6	122.28
45	111	Rider 111	1:58.054	3	12.773	0.293	8	121.98
46	127	Rider 127	1:58.080	7	12.799	0.026	8	121.95
47	41	Rider 41	1:58.323	6	13.042	0.243	8	121.70
48	83	Rider 83	1:58.852	6	13.571	0.529	9	121.16
49	96	Rider 96	1:58.958	2	13.677	0.106	5	121.05
50	129	Rider 129	1:59.203	3	13.922	0.245	7	120.80
51	38	Rider 38	1:59.324	5	14.043	0.121	6	120.68
52	106	Rider 106	1:59.339	3	14.058	0.015	7	120.66
53	4	Rider 4	1:59.408	5	14.127	0.069	7	120.59
54	107	Rider 107	1:59.442	7	14.161	0.034	9	120.56
55	81	Rider 81	2:00.613	6	15.332	1.171	8	119.39
56	125	Rider 125	2:01.578	2	16.297	0.965	5	118.44
57	90	Rider 90	2:03.085	3	17.804	1.507	8	116.99
58	117	Rider 117	2:04.828	4	19.547	1.743	5	115.36

Fastest time : 1:45.281 in lap 3 by nbr. 71 : Rider 71 ()

Publication-time

Results: raceresults.nu

Timekeeping by : RSTime by Timeservice.nl

Clerk of the Course

Steward

Timekeeper

Floortje Snoek



Vrij rijden 2017-08-11  
 ALLE RONDETIJDEN OP WWW.RACERESULTS.NU

Snel  
 Sector analyse - Sessie 4

11 August 2017  
 Zolder - 4000 mtr.

Pos	Nbr	Name / Team name	Sector 1			Sector 2			Sector 3			Theoretical best	Actual best	In
			time	Lap	pos	time	Lap	pos	time	Lap	pos			
1	71	Rider 71	34.647	6	1	39.081	3	1	31.215	3	1	1:44.943	1:45.281	3
2	136	Rider 136	34.967	3	3	39.827	5	3	31.254	1	2	1:46.048	1:46.928	5
3	130	Rider 130	35.329	9	5	39.867	5	5	31.589	2	3	1:46.785	1:47.596	2
4	74	Rider 74	35.738	6	8	40.270	5	6	31.836	5	4	1:47.844	1:48.105	5
5	110	Rider 110	35.381	10	6	40.302	9	7	32.553	9	7	1:48.236	1:48.427	9
6	120	Rider 120	35.947	8	12	39.853	6	4	31.988	8	5	1:47.788	1:49.013	7
7	84	Rider 84	34.960	5	2	41.177	9	14	32.428	7	6	1:48.565	1:49.020	9
8	121	Rider 121	36.230	6	13	39.709	8	2	32.654	5	8	1:48.593	1:49.072	8
9	112	Rider 112	35.780	8	10	40.358	7	8	33.062	8	15	1:49.200	1:49.253	8
10	75	Rider 75	35.445	4	7	40.837	2	9	32.770	6	10	1:49.052	1:50.015	5
11	86	Rider 86	35.885	7	11	41.199	5	16	32.781	6	12	1:49.865	1:50.275	6
12	88	Rider 88	35.312	9	4	41.203	6	17	33.165	7	16	1:49.680	1:50.276	8
13	72	Rider 72	36.508	4	18	40.871	5	10	32.769	5	9	1:50.148	1:50.298	5
14	126	Rider 126	35.755	9	9	41.047	6	12	32.936	5	14	1:49.738	1:50.744	7
15	76	Rider 76	36.589	6	20	41.185	6	15	33.185	4	17	1:50.959	1:51.312	6
16	22	Rider 22	36.432	6	15	41.050	2	13	33.608	5	23	1:51.090	1:51.660	5
17	79	Rider 79	36.344	7	14	40.970	9	11	33.299	8	19	1:50.613	1:51.948	7
18	89	Rider 89	36.456	9	17	41.387	7	18	33.503	4	21	1:51.346	1:51.994	8
19	114	Rider 114	36.725	3	23	41.678	5	22	32.770	5	11	1:51.173	1:51.995	5
20	93	Rider 93	36.630	6	21	41.704	4	23	33.888	4	31	1:52.222	1:52.670	4
21	85	Rider 85	36.711	3	22	41.548	2	20	32.866	4	13	1:51.125	1:52.969	3
22	78	Rider 78	36.731	5	24	41.950	8	24	33.781	5	27	1:52.462	1:53.062	5
23	113	Rider 113	37.053	7	27	42.008	4	26	33.557	4	22	1:52.618	1:53.746	4
24	124	Rider 124	37.864	2	38	41.633	6	21	33.247	3	18	1:52.744	1:53.770	2
25	109	Rider 109	36.929	6	25	41.999	6	25	34.463	3	37	1:53.391	1:54.128	6
26	115	Rider 115	37.173	4	28	41.466	3	19	33.848	1	29	1:52.487	1:54.209	3
27	92	Rider 92	37.787	5	34	42.286	4	27	33.803	4	28	1:53.876	1:54.670	4
28	95	Rider 95	36.547	8	19	43.017	4	34	34.175	6	35	1:53.739	1:55.046	5
29	101	Rider 101	36.441	8	16	42.511	6	30	33.721	5	25	1:52.673	1:55.066	7
30	102	Rider 102	39.011	6	50	42.832	8	33	33.325	4	20	1:55.168	1:55.321	8
31	3	Rider 3	37.615	2	32	42.471	7	29	33.668	8	24	1:53.754	1:55.380	8
32	97	Rider 97	37.428	7	30	42.619	3	31	34.072	3	34	1:54.119	1:55.487	3
33	128	Rider 128	37.856	8	37	43.313	6	39	33.728	6	26	1:54.897	1:55.650	7
34	104	Rider 104	36.963	9	26	43.436	4	40	34.871	4	42	1:55.270	1:55.706	8
35	100	Rider 100	37.777	6	33	43.204	7	37	34.629	5	39	1:55.610	1:55.839	5
36	33	Rider 33	37.800	6	36	42.365	4	28	34.867	5	41	1:55.032	1:56.065	4
37	8	Rider 8	38.238	2	41	43.190	4	36	34.364	2	36	1:55.792	1:56.121	4
38	80	Rider 80	38.399	8	42	43.183	5	35	33.884	6	30	1:55.466	1:56.250	6
39	2	Rider 2	37.413	7	29	42.721	6	32	34.469	7	38	1:54.603	1:56.361	7
40	108	Rider 108	38.217	9	40	43.709	8	43	34.743	3	40	1:56.669	1:56.917	8
41	116	Rider 116	38.639	8	47	43.464	9	41	33.928	6	32	1:56.031	1:56.991	8
42	27	Rider 27	38.581	4	46	43.230	4	38	34.884	3	43	1:56.695	1:57.362	4
43	119	Rider 119	37.792	7	35	44.001	7	47	35.006	5	45	1:56.799	1:57.448	7
44	272	Rider 272	38.061	4	39	43.604	4	42	35.521	5	50	1:57.186	1:57.761	4
45	111	Rider 111	38.836	7	48	43.996	3	46	35.109	3	46	1:57.941	1:58.054	3

Vrij rijden 2017-08-11  
 ALLE RONDETIJDEN OP WWW.RACERESULTS.NU

Snel  
 Sector analyse - Sessie 4

11 August 2017  
 Zolder - 4000 mtr.

Pos	Nbr	Name / Team name	Sector 1			Sector 2			Sector 3			Theoretical best	Actual best	In
			time	Lap	pos	time	Lap	pos	time	Lap	pos			
46	127	Rider 127	38.456	7	44	43.720	7	44	35.736	6	54	1:57.912	1:58.080	7
47	41	Rider 41	39.482	6	53	43.884	7	45	34.041	6	33	1:57.407	1:58.323	6
48	83	Rider 83	38.522	8	45	44.393	6	51	35.162	5	47	1:58.077	1:58.852	6
49	96	Rider 96	38.871	2	49	44.089	2	49	35.320	1	48	1:58.280	1:58.958	2
50	129	Rider 129	39.076	5	51	44.062	7	48	35.673	3	52	1:58.811	1:59.203	3
51	38	Rider 38	39.576	5	54	44.847	5	52	34.901	5	44	1:59.324	1:59.324	5
52	106	Rider 106	37.438	3	31	44.980	3	55	35.765	6	55	1:58.183	1:59.339	3
53	4	Rider 4	38.428	5	43	44.873	2	53	35.549	5	51	1:58.850	1:59.408	5
54	107	Rider 107	39.312	5	52	44.182	7	50	35.321	4	49	1:58.815	1:59.442	7
55	81	Rider 81	39.911	6	56	44.987	6	56	35.715	6	53	2:00.613	2:00.613	6
56	125	Rider 125	39.747	5	55	44.920	2	54	36.612	2	58	2:01.279	2:01.578	2
57	90	Rider 90	40.230	5	58	46.294	3	58	36.449	3	56	2:02.973	2:03.085	3
58	117	Rider 117	40.157	5	57	46.028	5	57	36.559	4	57	2:02.744	2:04.828	4

Vrij rijden 2017-08-11  
 ALLE RONDETIJDEN OP WWW.RACERESULTS.NU

Snel  
 Result of Sessie 5

11 August 2017  
 Zolder - 4000 mtr.


Pos	Nbr	Name	Fastest	In	Gap	Diff	Laps	Km/h
1	78	Rider 78	1:46.023	3			7	135.82
2	136	Rider 136	1:47.216	2	1.193	1.193	7	134.31
3	53	Rider 53	1:47.501	6	1.478	0.285	9	133.95
4	130	Rider 130	1:47.604	9	1.581	0.103	10	133.82
5	115	Rider 115	1:48.708	6	2.685	1.104	9	132.46
6	120	Rider 120	1:48.755	5	2.732	0.047	7	132.41
7	74	Rider 74	1:48.832	8	2.809	0.077	9	132.31
8	88	Rider 88	1:49.043	8	3.020	0.211	10	132.06
9	112	Rider 112	1:49.074	9	3.051	0.031	10	132.02
10	110	Rider 110	1:49.451	7	3.428	0.377	9	131.57
11	89	Rider 89	1:49.612	8	3.589	0.161	10	131.37
12	126	Rider 126	1:49.997	7	3.974	0.385	9	130.91
13	114	Rider 114	1:50.020	7	3.997	0.023	10	130.89
14	72	Rider 72	1:50.130	4	4.107	0.110	9	130.75
15	84	Rider 84	1:50.188	3	4.165	0.058	5	130.69
16	86	Rider 86	1:50.217	7	4.194	0.029	10	130.65
17	121	Rider 121	1:50.371	4	4.348	0.154	9	130.47
18	76	Rider 76	1:50.516	2	4.493	0.145	9	130.30
19	79	Rider 79	1:50.572	9	4.549	0.056	10	130.23
20	22	Rider 22	1:51.302	3	5.279	0.730	7	129.38
21	93	Rider 93	1:51.407	3	5.384	0.105	6	129.26
22	101	Rider 101	1:51.505	5	5.482	0.098	8	129.14
23	113	Rider 113	1:51.773	8	5.750	0.268	10	128.83
24	71	Rider 71	1:52.062	5	6.039	0.289	9	128.50
25	8	Rider 8	1:52.426	7	6.403	0.364	9	128.08
26	95	Rider 95	1:52.744	8	6.721	0.318	9	127.72
27	116	Rider 116	1:53.414	8	7.391	0.670	9	126.97
28	97	Rider 97	1:54.042	7	8.019	0.628	8	126.27
29	102	Rider 102	1:54.283	7	8.260	0.241	10	126.00
30	100	Rider 100	1:54.470	6	8.447	0.187	9	125.80
31	109	Rider 109	1:54.618	8	8.595	0.148	9	125.63
32	80	Rider 80	1:54.987	8	8.964	0.369	9	125.23
33	129	Rider 129	1:55.079	8	9.056	0.092	9	125.13
34	92	Rider 92	1:55.084	3	9.061	0.005	4	125.13
35	265	Rider 265	1:55.421	4	9.398	0.337	5	124.76
36	104	Rider 104	1:55.457	6	9.434	0.036	7	124.72
37	2	Rider 2	1:55.594	5	9.571	0.137	8	124.57
38	108	Rider 108	1:55.774	8	9.751	0.180	9	124.38
39	33	Rider 33	1:55.833	5	9.810	0.059	6	124.32
40	3	Rider 3	1:55.834	7	9.811	0.001	9	124.32
41	127	Rider 127	1:56.314	4	10.291	0.480	8	123.80
42	119	Rider 119	1:56.316	8	10.293	0.002	9	123.80
43	111	Rider 111	1:57.066	6	11.043	0.750	8	123.01
44	83	Rider 83	1:57.685	6	11.662	0.619	9	122.36
45	41	Rider 41	1:58.142	8	12.119	0.457	9	121.89
46	4	Rider 4	1:58.279	7	12.256	0.137	7	121.75
47	96	Rider 96	1:58.331	2	12.308	0.052	9	121.69
48	107	Rider 107	1:58.473	3	12.450	0.142	9	121.55
49	177	Rider 177	1:58.820	4	12.797	0.347	6	121.19
50	128	Rider 128	1:59.949	1	13.926	1.129	8	120.05
51	106	Rider 106	1:59.997	5	13.974	0.048	7	120.00
52	90	Rider 90	2:01.774	4	15.751	1.777	9	118.25
53	81	Rider 81	2:02.170	6	16.147	0.396	7	117.87
54	200	Rider 200						
55	202	Rider 202						
56	211	Rider 211						
57	215	Rider 215						

Fastest time : 1:46.023 in lap 3 by nbr. 78 : Rider 78 ()

Publication-time

Results: raceresults.nu

Timekeeping by : RSTime by Timeservice.nl

Clerk of the Course	Steward	Timekeeper	
		Floortje Snoek	
Page 1 of 1	Results remain provisional pending technical examination and decisions from the stewards of the meeting		

Vrij rijden 2017-08-11  
 ALLE RONDETIJDEN OP WWW.RACERESULTS.NU

Snel  
 Sector analyse - Sessie 5

11 August 2017  
 Zolder - 4000 mtr.

Pos	Nbr	Name / Team name	Sector 1			Sector 2			Sector 3			Theoretical best	Actual best	In
			time	Lap	pos	time	Lap	pos	time	Lap	pos			
1	78	Rider 78	34.816	6	2	38.963	3	1	31.284	3	1	1:45.063	1:46.023	3
2	136	Rider 136	34.681	3	1	39.650	4	4	31.564	2	2	1:45.895	1:47.216	2
3	53	Rider 53	35.650	8	8	39.243	6	3	31.979	6	4	1:46.872	1:47.501	6
4	130	Rider 130	35.046	9	4	39.955	5	7	31.784	8	3	1:46.785	1:47.604	9
5	115	Rider 115	36.072	7	18	39.880	6	6	32.462	6	7	1:48.414	1:48.708	6
6	120	Rider 120	36.213	6	20	40.040	5	9	32.207	5	5	1:48.460	1:48.755	5
7	74	Rider 74	35.353	8	6	40.109	7	10	32.476	3	8	1:47.938	1:48.832	8
8	88	Rider 88	34.885	9	3	40.941	5	18	32.658	8	10	1:48.484	1:49.043	8
9	112	Rider 112	35.676	7	9	39.875	10	5	32.757	8	11	1:48.308	1:49.074	9
10	110	Rider 110	35.191	8	5	40.030	9	8	32.614	4	9	1:47.835	1:49.451	7
11	89	Rider 89	35.925	8	11	40.252	8	11	32.968	7	17	1:49.145	1:49.612	8
12	126	Rider 126	35.539	8	7	40.756	5	15	32.811	7	12	1:49.106	1:49.997	7
13	114	Rider 114	36.062	8	16	40.753	5	14	32.367	7	6	1:49.182	1:50.020	7
14	72	Rider 72	36.021	4	12	40.841	4	16	32.819	5	13	1:49.681	1:50.130	4
15	84	Rider 84	36.355	3	22	40.545	3	12	33.288	3	21	1:50.188	1:50.188	3
16	86	Rider 86	35.691	7	10	41.076	7	20	33.123	9	18	1:49.890	1:50.217	7
17	121	Rider 121	36.050	8	15	39.156	9	2	32.866	5	15	1:48.072	1:50.371	4
18	76	Rider 76	36.445	2	23	41.122	2	21	32.949	2	16	1:50.516	1:50.516	2
19	79	Rider 79	36.070	9	17	40.943	9	19	33.337	3	23	1:50.350	1:50.572	9
20	22	Rider 22	37.080	3	30	40.623	1	13	33.234	3	19	1:50.937	1:51.302	3
21	93	Rider 93	36.036	4	13	40.859	3	17	33.488	3	27	1:50.383	1:51.407	3
22	101	Rider 101	36.084	5	19	41.465	7	24	33.288	6	20	1:50.837	1:51.505	5
23	113	Rider 113	36.048	9	14	41.404	9	23	33.457	4	25	1:50.909	1:51.773	8
24	71	Rider 71	36.238	9	21	42.156	5	31	33.369	8	24	1:51.763	1:52.062	5
25	8	Rider 8	36.654	4	24	41.927	7	26	33.327	8	22	1:51.908	1:52.426	7
26	95	Rider 95	36.751	10	26	42.148	8	30	33.650	8	28	1:52.549	1:52.744	8
27	116	Rider 116	37.271	8	32	42.667	8	38	33.476	8	26	1:53.414	1:53.414	8
28	97	Rider 97	37.374	7	33	42.600	7	36	34.068	7	32	1:54.042	1:54.042	7
29	102	Rider 102	37.834	10	37	41.914	10	25	32.846	7	14	1:52.594	1:54.283	7
30	100	Rider 100	36.813	6	27	42.476	6	35	34.869	7	42	1:54.158	1:54.470	6
31	109	Rider 109	36.831	9	28	41.947	9	27	34.991	8	46	1:53.769	1:54.618	8
32	80	Rider 80	37.890	8	39	42.637	8	37	33.884	7	31	1:54.411	1:54.987	8
33	129	Rider 129	38.082	9	41	42.020	8	29	33.819	7	29	1:53.921	1:55.079	8
34	92	Rider 92	37.981	4	40	41.316	4	22	34.236	3	33	1:53.533	1:55.084	3
35	265	Rider 265	37.211	5	31	42.679	5	39	35.158	4	47	1:55.048	1:55.421	4
36	104	Rider 104	36.711	6	25	43.426	6	43	34.655	5	37	1:54.792	1:55.457	6
37	2	Rider 2	37.071	8	29	42.017	8	28	34.758	5	39	1:53.846	1:55.594	5
38	108	Rider 108	37.670	8	36	43.205	6	41	34.588	8	35	1:55.463	1:55.774	8
39	33	Rider 33	37.657	6	35	42.198	4	34	34.658	5	38	1:54.513	1:55.833	5
40	3	Rider 3	38.405	5	44	42.166	8	32	33.836	4	30	1:54.407	1:55.834	7
41	127	Rider 127	37.870	8	38	42.172	8	33	34.817	7	40	1:54.859	1:56.314	4
42	119	Rider 119	37.634	9	34	42.999	7	40	34.954	8	44	1:55.587	1:56.316	8
43	111	Rider 111	38.616	3	47	43.278	6	42	34.628	7	36	1:56.522	1:57.066	6
44	83	Rider 83	38.484	6	45	43.844	6	47	35.212	7	48	1:57.540	1:57.685	6
45	41	Rider 41	39.275	9	51	43.778	9	46	34.306	8	34	1:57.359	1:58.142	8



Vrij rijden 2017-08-11  
 ALLE RONDETIJDEN OP WWW.RACERESULTS.NU

Snel  
 Sector analyse - Sessie 5

11 August 2017  
 Zolder - 4000 mtr.

Pos	Nbr	Name / Team name	Sector 1			Sector 2			Sector 3			Theoretical best	Actual best	In
			time	Lap	pos	time	Lap	pos	time	Lap	pos			
46	4	Rider 4	38.329	6	43	44.399	3	48	34.913	7	43	1:57.641	1:58.279	7
47	96	Rider 96	38.856	2	48	43.680	2	45	35.784	6	50	1:58.320	1:58.331	2
48	107	Rider 107	39.131	5	49	43.533	3	44	35.396	3	49	1:58.060	1:58.473	3
49	177	Rider 177	38.502	4	46	44.730	4	50	34.869	5	41	1:58.101	1:58.820	4
50	128	Rider 128	39.419	2	52	44.607	7	49	34.969	4	45	1:58.995	1:59.949	1
51	106	Rider 106	38.260	6	42	44.973	3	51	36.021	6	52	1:59.254	1:59.997	5
52	90	Rider 90	39.188	9	50	45.354	9	52	36.031	4	53	2:00.573	2:01.774	4
53	81	Rider 81	40.204	7	53	45.701	6	53	35.873	6	51	2:01.778	2:02.170	6
54	200	Rider 200												
55	202	Rider 202												
56	211	Rider 211												
57	215	Rider 215												

Vrij rijden 2017-08-11  
ALLE RONDETIJDEN OP WWW.RACERESULTS.NU

Snel  
Result of Sessie 6

11 August 2017  
Zolder - 4000 mtr.

Pos	Nbr	Name	Fastest	In	Gap	Diff	Laps	Km/h
1	130	Rider 130	1:46.441	8			9	135.29
2	110	Rider 110	1:47.930	6	1.489	1.489	8	133.42
3	53	Rider 53	1:48.203	3	1.762	0.273	4	133.08
4	121	Rider 121	1:48.245	7	1.804	0.042	9	133.03
5	120	Rider 120	1:48.781	8	2.340	0.536	9	132.38
6	112	Rider 112	1:48.782	8	2.341	0.001	9	132.37
7	88	Rider 88	1:49.998	6	3.557	1.216	9	130.91
8	114	Rider 114	1:50.011	7	3.570	0.013	9	130.90
9	126	Rider 126	1:50.024	5	3.583	0.013	9	130.88
10	84	Rider 84	1:50.348	8	3.907	0.324	8	130.50
11	115	Rider 115	1:50.784	4	4.343	0.436	6	129.98
12	72	Rider 72	1:51.048	6	4.607	0.264	9	129.67
13	89	Rider 89	1:51.274	3	4.833	0.226	9	129.41
14	79	Rider 79	1:51.417	6	4.976	0.143	9	129.24
15	95	Rider 95	1:52.054	8	5.613	0.637	9	128.51
16	22	Rider 22	1:52.360	1	5.919	0.306	6	128.16
17	76	Rider 76	1:52.652	3	6.211	0.292	9	127.83
18	8	Rider 8	1:53.150	6	6.709	0.498	9	127.26
19	102	Rider 102	1:53.392	8	6.951	0.242	8	126.99
20	129	Rider 129	1:53.691	6	7.250	0.299	8	126.66
21	3	Rider 3	1:53.843	8	7.402	0.152	9	126.49
22	116	Rider 116	1:54.029	7	7.588	0.186	9	126.28
23	113	Rider 113	1:54.078	7	7.637	0.049	9	126.23
24	80	Rider 80	1:54.152	7	7.711	0.074	9	126.15
25	109	Rider 109	1:54.163	8	7.722	0.011	9	126.14
26	265	Rider 265	1:54.330	8	7.889	0.167	8	125.95
27	93	Rider 93	1:54.421	2	7.980	0.091	4	125.85
28	97	Rider 97	1:54.579	6	8.138	0.158	7	125.68
29	2	Rider 2	1:54.713	8	8.272	0.134	9	125.53
30	33	Rider 33	1:54.880	7	8.439	0.167	8	125.35
31	127	Rider 127	1:55.161	7	8.720	0.281	8	125.04
32	104	Rider 104	1:55.384	6	8.943	0.223	9	124.80
33	108	Rider 108	1:56.137	5	9.696	0.753	9	123.99
34	135	Rider 135	1:56.184	1	9.743	0.047	4	123.94
35	119	Rider 119	1:56.660	6	10.219	0.476	6	123.44
36	4	Rider 4	1:57.017	6	10.576	0.357	7	123.06
37	107	Rider 107	1:57.779	8	11.338	0.762	8	122.26
38	41	Rider 41	1:58.466	8	12.025	0.687	8	121.55
39	81	Rider 81	1:59.954	8	13.513	1.488	8	120.05
40	106	Rider 106	2:00.113	3	13.672	0.159	4	119.89
41	96	Rider 96	2:00.760	2	14.319	0.647	3	119.24
42	90	Rider 90	2:00.963	8	14.522	0.203	9	119.04
43	83	Rider 83	2:01.481	5	15.040	0.518	9	118.54
44	128	Rider 128	2:06.304	2	19.863	4.823	3	114.01

Fastest time : 1:46.441 in lap 8 by nbr. 130 : Rider 130 ()

Publication-time

Results: raceresults.nu

Timekeeping by : RSTime by Timeservice.nl

Clerk of the Course

Steward

Timekeeper

Floortje Snoek



Vrij rijden 2017-08-11  
 ALLE RONDETIJDEN OP WWW.RACERESULTS.NU

Snel  
 Sector analyse - Sessie 6

11 August 2017  
 Zolder - 4000 mtr.

Pos	Nbr	Name / Team name	Sector 1			Sector 2			Sector 3			Theoretical best	Actual best	In
			time	Lap	pos	time	Lap	pos	time	Lap	pos			
1	130	Rider 130	35.271	8	3	39.446	8	1	31.685	3	1	1:46.402	1:46.441	8
2	110	Rider 110	34.939	7	1	40.128	8	5	32.584	6	6	1:47.651	1:47.930	6
3	53	Rider 53	36.445	3	14	39.764	3	2	31.994	3	2	1:48.203	1:48.203	3
4	121	Rider 121	35.663	8	6	39.772	7	3	32.363	7	3	1:47.798	1:48.245	7
5	120	Rider 120	36.061	9	7	39.972	8	4	32.405	8	5	1:48.438	1:48.781	8
6	112	Rider 112	35.616	9	5	40.229	8	6	32.908	8	10	1:48.753	1:48.782	8
7	88	Rider 88	35.214	7	2	40.618	8	8	33.349	9	14	1:49.181	1:49.998	6
8	114	Rider 114	36.202	6	10	40.725	5	9	32.371	7	4	1:49.298	1:50.011	7
9	126	Rider 126	36.139	4	9	40.959	5	13	32.810	5	8	1:49.908	1:50.024	5
10	84	Rider 84	35.430	8	4	40.565	9	7	33.027	7	12	1:49.022	1:50.348	8
11	115	Rider 115	36.620	4	16	41.117	5	15	32.965	2	11	1:50.702	1:50.784	4
12	72	Rider 72	36.587	5	15	41.043	6	14	32.680	4	7	1:50.310	1:51.048	6
13	89	Rider 89	36.105	2	8	40.902	7	10	32.886	3	9	1:49.893	1:51.274	3
14	79	Rider 79	36.445	6	13	40.957	9	12	33.812	8	20	1:51.214	1:51.417	6
15	95	Rider 95	36.375	8	12	41.572	8	17	33.915	6	22	1:51.862	1:52.054	8
16	22	Rider 22	36.256	2	11	40.907	6	11	33.459	1	17	1:50.622	1:52.360	1
17	76	Rider 76	37.249	3	21	41.313	8	16	33.812	4	21	1:52.374	1:52.652	3
18	8	Rider 8	36.954	3	20	42.129	3	22	33.436	5	16	1:52.519	1:53.150	6
19	102	Rider 102	38.249	8	36	41.923	8	21	33.124	7	13	1:53.296	1:53.392	8
20	129	Rider 129	38.205	7	35	41.724	8	18	33.415	6	15	1:53.344	1:53.691	6
21	3	Rider 3	37.414	8	25	42.350	8	27	33.987	7	23	1:53.751	1:53.843	8
22	116	Rider 116	37.441	7	26	42.467	8	30	33.528	6	18	1:53.436	1:54.029	7
23	113	Rider 113	36.851	8	19	41.862	7	20	34.403	8	29	1:53.116	1:54.078	7
24	80	Rider 80	37.494	8	27	42.284	9	26	33.745	7	19	1:53.523	1:54.152	7
25	109	Rider 109	37.345	8	22	42.213	8	25	34.605	8	32	1:54.163	1:54.163	8
26	265	Rider 265	37.407	5	24	41.762	8	19	34.141	8	24	1:53.310	1:54.330	8
27	93	Rider 93	37.363	2	23	42.207	2	24	34.851	2	35	1:54.421	1:54.421	2
28	97	Rider 97	37.803	6	30	42.623	6	31	34.153	6	25	1:54.579	1:54.579	6
29	2	Rider 2	36.719	8	17	42.446	4	29	34.484	7	30	1:53.649	1:54.713	8
30	33	Rider 33	38.194	5	34	42.168	7	23	34.492	7	31	1:54.854	1:54.880	7
31	127	Rider 127	38.494	5	37	42.403	7	28	34.178	7	26	1:55.075	1:55.161	7
32	104	Rider 104	36.775	8	18	43.148	6	32	34.881	6	36	1:54.804	1:55.384	6
33	108	Rider 108	37.655	5	28	43.449	5	33	34.831	8	33	1:55.935	1:56.137	5
34	135	Rider 135	38.168	2	33	43.451	1	34	34.297	1	27	1:55.916	1:56.184	1
35	119	Rider 119	37.911	4	31	43.508	6	36	35.069	5	37	1:56.488	1:56.660	6
36	4	Rider 4	37.778	6	29	43.975	4	37	34.834	2	34	1:56.587	1:57.017	6
37	107	Rider 107	38.708	9	38	43.469	8	35	35.178	7	38	1:57.355	1:57.779	8
38	41	Rider 41	39.957	8	43	44.037	7	38	34.368	8	28	1:58.362	1:58.466	8
39	81	Rider 81	39.395	8	41	44.613	8	40	35.556	7	39	1:59.564	1:59.954	8
40	106	Rider 106	37.917	3	32	45.774	3	43	36.422	3	42	2:00.113	2:00.113	3
41	96	Rider 96	39.220	2	40	44.518	3	39	36.719	2	43	2:00.457	2:00.760	2
42	90	Rider 90	39.123	8	39	45.211	9	42	35.893	4	40	2:00.227	2:00.963	8
43	83	Rider 83	39.615	8	42	44.927	9	41	35.914	8	41	2:00.456	2:01.481	5
44	128	Rider 128	41.604	2	44	47.330	1	44	37.058	2	44	2:05.992	2:06.304	2

Vrij rijden 2017-08-11  
 ALLE RONDETIJDEN OP WWW.RACERESULTS.NU

Snel  
 Result of Sessie 7

11 August 2017  
 Zolder - 4000 mtr.

Pos	Nbr	Name	Fastest	In	Gap	Diff	Laps	Km/h
1	53	Rider 53	1:44.290	7			9	138.08
2	110	Rider 110	1:46.870	7	2.580	2.580	8	134.74
3	135	Rider 135	1:48.250	3	3.960	1.380	8	133.03
4	84	Rider 84	1:48.309	6	4.019	0.059	8	132.95
5	126	Rider 126	1:48.508	5	4.218	0.199	8	132.71
6	120	Rider 120	1:48.589	8	4.299	0.081	9	132.61
7	72	Rider 72	1:48.603	5	4.313	0.014	7	132.59
8	136	Rider 136	1:48.746	5	4.456	0.143	8	132.42
9	89	Rider 89	1:49.079	5	4.789	0.333	8	132.01
10	112	Rider 112	1:49.247	7	4.957	0.168	9	131.81
11	114	Rider 114	1:49.564	5	5.274	0.317	8	131.43
12	79	Rider 79	1:50.818	6	6.528	1.254	7	129.94
13	101	Rider 101	1:50.930	8	6.640	0.112	9	129.81
14	8	Rider 8	1:51.220	6	6.930	0.290	8	129.47
15	95	Rider 95	1:51.313	5	7.023	0.093	8	129.36
16	76	Rider 76	1:51.647	1	7.357	0.334	6	128.98
17	88	Rider 88	1:51.810	4	7.520	0.163	6	128.79
18	121	Rider 121	1:51.873	4	7.583	0.063	5	128.72
19	116	Rider 116	1:52.289	7	7.999	0.416	8	128.24
20	102	Rider 102	1:52.804	7	8.514	0.515	9	127.66
21	265	Rider 265	1:53.324	5	9.034	0.520	6	127.07
22	3	Rider 3	1:53.993	4	9.703	0.669	8	126.32
23	80	Rider 80	1:54.002	8	9.712	0.009	9	126.31
24	33	Rider 33	1:54.143	5	9.853	0.141	8	126.16
25	129	Rider 129	1:55.603	2	11.313	1.460	8	124.56
26	41	Rider 41	1:55.860	3	11.570	0.257	5	124.29
27	111	Rider 111	1:56.363	3	12.073	0.503	6	123.75
28	109	Rider 109	1:56.394	4	12.104	0.031	6	123.72
29	113	Rider 113	1:56.513	5	12.223	0.119	8	123.59
30	4	Rider 4	1:57.362	3	13.072	0.849	7	122.70
31	106	Rider 106	1:57.716	7	13.426	0.354	8	122.33
32	81	Rider 81	1:59.766	6	15.476	2.050	7	120.23
33	104	Rider 104	2:07.157	3	22.867	7.391	5	113.25

Fastest time : 1:44.290 in lap 7 by nbr. 53 : Rider 53 ()

Publication-time

Results: raceresults.nu

Timekeeping by : RSTime by Timeservice.nl

Clerk of the Course

Steward

Timekeeper

Floortje Snoek



Vrij rijden 2017-08-11  
 ALLE RONDETIJDEN OP WWW.RACERESULTS.NU

Snel  
 Sector analyse - Sessie 7

11 August 2017  
 Zolder - 4000 mtr.

Pos	Nbr	Name / Team name	Sector 1			Sector 2			Sector 3			Theoretical best	Actual best	In
			time	Lap	pos	time	Lap	pos	time	Lap	pos			
1	53	Rider 53	34.938	6	3	38.252	7	1	31.034	8	1	1:44.224	1:44.290	7
2	110	Rider 110	34.334	7	1	39.958	8	5	32.291	4	4	1:46.583	1:46.870	7
3	135	Rider 135	35.671	2	8	39.802	8	4	32.021	6	3	1:47.494	1:48.250	3
4	84	Rider 84	34.862	8	2	39.356	8	2	32.566	7	8	1:46.784	1:48.309	6
5	126	Rider 126	35.306	5	5	40.535	5	11	32.321	4	6	1:48.162	1:48.508	5
6	120	Rider 120	35.731	9	9	39.562	8	3	32.433	7	7	1:47.726	1:48.589	8
7	72	Rider 72	36.074	5	13	40.530	5	10	31.999	5	2	1:48.603	1:48.603	5
8	136	Rider 136	35.774	5	10	40.198	4	7	32.582	5	9	1:48.554	1:48.746	5
9	89	Rider 89	35.663	5	7	40.410	8	8	32.991	5	11	1:49.064	1:49.079	5
10	112	Rider 112	35.650	6	6	40.067	8	6	33.138	7	14	1:48.855	1:49.247	7
11	114	Rider 114	36.108	5	14	41.051	5	13	32.302	4	5	1:49.461	1:49.564	5
12	79	Rider 79	36.062	7	12	40.464	4	9	33.375	5	17	1:49.901	1:50.818	6
13	101	Rider 101	35.985	6	11	41.202	8	14	33.278	4	15	1:50.465	1:50.930	8
14	8	Rider 8	36.498	6	17	41.511	7	18	33.019	6	12	1:51.028	1:51.220	6
15	95	Rider 95	36.135	6	15	41.448	5	17	33.695	5	20	1:51.278	1:51.313	5
16	76	Rider 76	36.736	1	18	41.258	1	16	33.393	4	19	1:51.387	1:51.647	1
17	88	Rider 88	35.277	5	4	42.061	4	23	33.378	2	18	1:50.716	1:51.810	4
18	121	Rider 121	36.140	4	16	40.846	5	12	33.354	2	16	1:50.340	1:51.873	4
19	116	Rider 116	36.915	5	19	41.925	7	21	33.112	7	13	1:51.952	1:52.289	7
20	102	Rider 102	37.441	9	24	41.559	7	19	32.645	5	10	1:51.645	1:52.804	7
21	265	Rider 265	36.992	5	20	41.240	5	15	34.072	4	24	1:52.304	1:53.324	5
22	3	Rider 3	37.015	3	21	42.089	8	24	33.718	7	21	1:52.822	1:53.993	4
23	80	Rider 80	37.456	4	25	42.215	8	25	33.735	8	22	1:53.406	1:54.002	8
24	33	Rider 33	37.353	6	23	41.880	5	20	34.523	7	26	1:53.756	1:54.143	5
25	129	Rider 129	38.873	5	31	42.046	7	22	34.084	5	25	1:55.003	1:55.603	2
26	41	Rider 41	38.478	5	29	42.688	3	27	34.034	2	23	1:55.200	1:55.860	3
27	111	Rider 111	38.705	3	30	42.805	3	29	34.750	2	28	1:56.260	1:56.363	3
28	109	Rider 109	37.816	3	27	42.707	4	28	35.140	2	30	1:55.663	1:56.394	4
29	113	Rider 113	38.105	8	28	42.357	8	26	34.610	7	27	1:55.072	1:56.513	5
30	4	Rider 4	37.746	4	26	43.929	5	31	35.064	6	29	1:56.739	1:57.362	3
31	106	Rider 106	37.234	8	22	43.859	8	30	35.448	7	32	1:56.541	1:57.716	7
32	81	Rider 81	39.474	7	32	44.190	7	32	35.292	6	31	1:58.956	1:59.766	6
33	104	Rider 104	40.385	3	33	48.014	5	33	38.052	3	33	2:06.451	2:07.157	3