

Vrij rijden 2017-10-05
 ALLE RONDETIJDEN OP WWW.RACERESULTS.NU

Groep 1
 Result of Sessie 1

5 October 2017
 Zolder - 4000 mtr.

Pos	Nbr	Name	Cls	PIC	Fastest	In	Gap	Diff	Laps	Km/h
1	22	Thunder Racing	SB	1	1:52.557	2			4	127.94
2	83	JE Racing	SS	1	1:53.576	3	1.019	1.019	5	126.79
3	465	Chargebuze Racing Team	SS	2	1:55.193	3	2.636	1.617	5	125.01
4	158	HRT	SS	3	1:55.230	3	2.673	0.037	4	124.97
5	122	TEAM DR Racing	SB	2	1:57.461	5	4.904	2.231	6	122.59
6	199	Go-Tech & Strada 1	SB	3	1:57.749	1	5.192	0.288	6	122.29
7	26	YAHOO Racing	SB	4	2:01.575	3	9.018	3.826	4	118.45
8	5	Team 5777	SS	4	2:02.360	3	9.803	0.785	4	117.69
9	38	BTT Racing	SS	5	2:02.712	3	10.155	0.352	4	117.35
10	7238	Mad Men Racing	SB	5	2:02.961	2	10.404	0.249	3	117.11
11	222	Lighting Racing	SS	6	2:04.340	2	11.783	1.379	3	115.81
12	41	Rider-41	MS	1	2:04.764	3	12.207	0.424	4	115.42
13	8	Godas Team	SS	7	2:07.786	3	15.229	3.022	4	112.69
14	86	Possen Racing	SS	8	2:08.404	2	15.847	0.618	3	112.15
15	12	FMD Motors	SB	6	2:11.138	2	18.581	2.734	3	109.81
16	141	Van Puymbroeck Racing	SB	7	2:14.928	3	22.371	3.790	4	106.72
17	132	MTC Racing	SS	9	2:15.599	1	23.042	0.671	2	106.20
18	32	ARTINAR Racing	SS	10					3	0.00
19	36	Team Jean-Luc	SS	11					2	0.00
20	100	Moto Seynaeve	SS	12					2	0.00
21	93	CBS Team	SB	8					1	0.00

Fastest time : 1:52.557 in lap 2 by nbr. 22 : Thunder Racing ()

Publication-time

Results and Laptimes : www.getraceresults.com

Timekeeping by : RSTime by Timeservice.nl

Clerk of the Course

Steward

Timekeeper



Vrij rijden 2017-10-05
 ALLE RONDETIJDEN OP WWW.RACERESULTS.NU

Groep 1
 Laptimes - Sessie 1

5 October 2017
 Zolder - 4000 mtr.

Nbr	Name / Team name	1	2	3	4	5	6	7	8	9	10	11	12	13	14	15
5	Team 5777	5:52.930	2:06.432	2:02.360	2:29.096											
8	Godas Team	2:25.421	2:12.635	2:07.786	2:31.203											
12	FMD Motors	2:19.591	2:11.138	2:27.301												
22	Thunder Racing	5:26.911	1:52.557	1:54.551	2:12.228											
26	YAH0 Racing	8:27.912	2:03.800	2:01.575	2:15.856											
32	ARTINAR Racing	2:12.037	2:16.080	4:16.141												
36	Team Jean-Luc	2:39.309	10:34.042													
38	BTT Racing	2:15.304	2:04.016	2:02.712	2:27.619											
41	Rider-41	2:28.228	2:09.667	2:04.764	2:31.983											
83	JE Racing	6:48.469	1:56.458	1:53.576	1:53.720	2:08.705										
86	Possen Racing	2:13.665	2:08.404	2:36.418												
93	CBS Team	6:08.373														
100	Moto Seynaeve	2:18.317	2:29.127													
122	TEAM DR Racing	2:18.493	2:04.315	2:01.122	1:59.343	1:57.461	1:58.413									
132	MTC Racing	2:15.599	2:27.776													
141	Van Puybroeck Racing	2:26.096	2:17.704	2:14.928	2:39.918											
158	HRT	2:10.692	1:58.567	1:55.230	2:23.272											
199	Go-Tech & Strada 1	1:57.749	1:58.565	2:00.165	2:02.946	2:04.763	2:29.187									
222	Lighting Racing	2:20.216	2:04.340	2:18.952												
465	Chargebuze Racing Team	2:11.271	2:00.092	1:55.193	1:56.264	2:23.833										
238	Mad Men Racing	6:46.508	2:02.961	2:25.179												

Vrij rijden 2017-10-05
 ALLE RONDETIJDEN OP WWW.RACERESULTS.NU

Groep 1
 Sector analyse - Sessie 1

5 October 2017
 Zolder - 4000 mtr.

Pos	Nbr	Name / Team name	Sector 1			Sector 2			Sector 3			Theoretical best	Actual best	In
			time	Lap	pos	time	Lap	pos	time	Lap	pos			
1	22	Thunder Racing	37.083	3	1	41.101	3	1	33.767	2	4	1:51.951	1:52.557	2
2	83	JE Racing	37.405	3	2	42.537	3	2	33.318	4	2	1:53.260	1:53.576	3
3	465	Chargebuze Racing Team	37.519	4	3	43.377	3	4	33.269	3	1	1:54.165	1:55.193	3
4	158	HRT	39.028	3	6	42.621	3	3	33.581	3	3	1:55.230	1:55.230	3
5	122	TEAM DR Racing	38.939	6	5	43.727	5	5	34.341	5	5	1:57.007	1:57.461	5
6	199	Go-Tech & Strada 1	39.150	2	7	44.039	1	6	34.393	1	6	1:57.582	1:57.749	1
7	26	YAHOO Racing	40.551	3	9	46.078	2	13	34.769	3	7	2:01.398	2:01.575	3
8	5	Team5777	40.618	3	11	45.659	1	10	35.545	3	8	2:01.822	2:02.360	3
9	38	BTT Racing	40.601	3	10	45.951	3	12	36.160	3	9	2:02.712	2:02.712	3
10	7238	Mad Men Racing	39.784	2	8	45.102	1	7	36.769	2	13	2:01.655	2:02.961	2
11	222	Lighting Racing	41.809	2	14	45.891	3	11	36.407	2	10	2:04.107	2:04.340	2
12	41	Rider-41	41.707	3	13	46.440	3	14	36.617	3	11	2:04.764	2:04.764	3
13	8	Godas Team	43.666	4	17	46.506	3	15	36.744	3	12	2:06.916	2:07.786	3
14	86	Possen Racing	41.197	2	12	48.521	1	17	36.980	2	14	2:06.698	2:08.404	2
15	12	FMD Motors	43.470	2	16	47.235	3	16	39.322	2	16	2:10.027	2:11.138	2
16	141	Van Puymbroeck Racing	45.055	3	18	49.047	3	18	39.665	2	18	2:13.767	2:14.928	3
17	132	MTC Racing	41.980	2	15	49.156	3	19	39.641	1	17	2:10.777	2:15.599	1
18	32	ARTINARacing	38.836	2	4	45.391	2	9	38.353	1	15	2:02.580		
19	36	TeamJean-Luc				52.978	2	21						
20	100	Moto Seynaeve	45.460	2	19	50.071	1	20	40.736	1	19	2:16.267		
21	93	CBS Team				45.152	1	8						

Vrij rijden 2017-10-05
ALLE RONDETIJDEN OP WWW.RACERESULTS.NU

Groep 1

Laps and Sector Times - Sessie 1

5 October 2017
Zolder - 4000 mtr.

5		Team 5777																	
lap	Sect-1	Speed	Sect-2	Speed	Sect-3	Speed	TopSpeed	laptime	pit	lap	Sect-1	Speed	Sect-2	Speed	Sect-3	Speed	Topspeed	laptime	pit
1	Out		<u>52.496</u>		39.236	196.7		5:52.930	P	3	<u>40.618</u>		46.197		<u>35.545</u>	204.5		<u>2:02.360</u>	
2	42.246		47.355		36.831	202.2		2:06.432		4	40.922		50.324		In			2:29.096	P
8		Godas Team																	
1	Out		53.660		41.396	165.1		2:25.421		3	44.536		<u>46.506</u>		<u>36.744</u>	192.5		<u>2:07.786</u>	
2	44.225		49.035		39.375	174.8		2:12.635		4	<u>43.666</u>		50.103		In			2:31.203	P
12		FMD Motors																	
1	Out		50.332		39.938	219.5		2:19.591		3	44.674		<u>47.235</u>		In			2:27.301	P
2	<u>43.470</u>		48.346		<u>39.322</u>	211.8		<u>2:11.138</u>		4									
22		Thunder Racing																	
1	Out		42.491		35.350	216.9		5:26.911	P	3	<u>37.083</u>		<u>41.101</u>		36.367	220.9		1:54.551	
2	37.614		41.176		<u>33.767</u>	222.2		<u>1:52.557</u>		4	39.257		45.149		In			2:12.228	P
26		YAHO Racing																	
1	Out		48.619		37.488	218.2		8:27.912	P	3	<u>40.551</u>		46.255		<u>34.769</u>	220.9		<u>2:01.575</u>	
2	42.858		<u>46.078</u>		34.864	219.5		2:03.800		4	40.693		48.290		In			2:15.856	P
32		ARTINAR Racing																	
1	Out		48.363		<u>38.353</u>	205.7		2:12.037		3	Out		51.102		In			4:16.141	P
2	<u>38.836</u>		<u>45.391</u>		In			2:16.080	P	4									
36		Team Jean-Luc																	
1	Out		55.379		In			2:39.309	P	2	Out		<u>52.978</u>		In			10:34.042	P
38		BTT Racing																	
1	Out		48.315		37.904	180.0		2:15.304		3	<u>40.601</u>		<u>45.951</u>		<u>36.160</u>	182.7		<u>2:02.712</u>	
2	40.675		46.431		36.910	182.7		2:04.016		4	42.479		49.357		In			2:27.619	P
41		Rider -41																	
1	Out		55.027		41.848	206.9		2:28.228		3	<u>41.707</u>		<u>46.440</u>		<u>36.617</u>	203.4		<u>2:04.764</u>	
2	43.782		48.479		37.406	208.1		2:09.667		4	42.875		49.745		In			2:31.983	P
83		JE Racing																	
1	Out		45.999		35.972	215.6		6:48.469	P	4	37.706		42.696		<u>33.318</u>	219.5		1:53.720	
2	38.274		44.282		33.902	216.9		1:56.458		5	37.945		45.475		In			2:08.705	P
3	<u>37.405</u>		<u>42.537</u>		33.634	218.2		<u>1:53.576</u>		6									
86		Possen Racing																	
1	Out		<u>48.521</u>		38.427	201.1		2:13.665		3	42.381		50.236		In			2:36.418	P
2	<u>41.197</u>		50.227		<u>36.980</u>	197.8		<u>2:08.404</u>		4									
93		CBS Team																	
1	Out		<u>52.092</u>		In			6:08.373	P	2									

Vrij rijden 2017-10-05
ALLE RONDETIJDEN OP WWW.RACERESULTS.NU

Groep 1
Laps and Sector Times - Sessie 1

5 October 2017
Zolder - 4000 mtr.

100		Moto Seynaeve																		
lap	Sect-1	Speed	Sect-2	Speed	Sect-3	Speed	TopSpeed	laptime	pit	lap	Sect-1	Speed	Sect-2	Speed	Sect-3	Speed	Topspeed	laptime	pit	
1	Out		<u>50.071</u>		<u>40.736</u>	206.9		2:18.317		2	<u>45.460</u>		50.097		In				2:29.127	P

122		TEAM DR Racing																		
lap	Sect-1	Speed	Sect-2	Speed	Sect-3	Speed	TopSpeed	laptime	pit	lap	Sect-1	Speed	Sect-2	Speed	Sect-3	Speed	Topspeed	laptime	pit	
1	Out		51.463		36.936	206.9		2:18.493		4	39.775		44.706		34.862	209.3			1:59.343	
2	42.276		46.506		35.533	206.9		2:04.315		5	39.393		<u>43.727</u>		<u>34.341</u>	211.8			<u>1:57.461</u>	
3	40.935		44.970		35.217	208.1		2:01.122		6	<u>38.939</u>		44.391		35.083	209.3			1:58.413	

132		MTC Racing																		
lap	Sect-1	Speed	Sect-2	Speed	Sect-3	Speed	TopSpeed	laptime	pit	lap	Sect-1	Speed	Sect-2	Speed	Sect-3	Speed	Topspeed	laptime	pit	
1	45.991		49.967		<u>39.641</u>	188.5		2:15.599		2	<u>41.980</u>		52.786		In				2:27.776	P

141		Van Puymbroeck Racing																		
lap	Sect-1	Speed	Sect-2	Speed	Sect-3	Speed	TopSpeed	laptime	pit	lap	Sect-1	Speed	Sect-2	Speed	Sect-3	Speed	Topspeed	laptime	pit	
1	Out		52.249		40.511	195.7		2:26.096		3	<u>45.055</u>		<u>49.047</u>		40.826	193.5			2:14.928	
2	46.781		51.258		<u>39.665</u>	195.7		2:17.704		4	45.420		51.190		In				2:39.918	P

158		HRT																		
lap	Sect-1	Speed	Sect-2	Speed	Sect-3	Speed	TopSpeed	laptime	pit	lap	Sect-1	Speed	Sect-2	Speed	Sect-3	Speed	Topspeed	laptime	pit	
1	Out		47.972		35.633	219.5		2:10.692		3	<u>39.028</u>		<u>42.621</u>		<u>33.581</u>	220.9			1:55.230	
2	39.426		44.082		35.059	214.3		1:58.567		4	39.976		49.876		In				2:23.272	P

199		Go-Tech & Strada 1																		
lap	Sect-1	Speed	Sect-2	Speed	Sect-3	Speed	TopSpeed	laptime	pit	lap	Sect-1	Speed	Sect-2	Speed	Sect-3	Speed	Topspeed	laptime	pit	
1	39.317		<u>44.039</u>		<u>34.393</u>	219.5		<u>1:57.749</u>		4	40.774		45.664		36.508	218.2			2:02.946	
2	<u>39.150</u>		44.657		34.758	216.9		1:58.565		5	40.832		47.234		36.697	214.3			2:04.763	
3	39.916		44.742		35.507	216.9		2:00.165		6	43.048		48.603		In				2:29.187	P

222		Lighting Racing																		
lap	Sect-1	Speed	Sect-2	Speed	Sect-3	Speed	TopSpeed	laptime	pit	lap	Sect-1	Speed	Sect-2	Speed	Sect-3	Speed	Topspeed	laptime	pit	
1	Out		51.810		37.996	197.8		2:20.216		3	42.904		<u>45.891</u>		In				2:18.952	P
2	<u>41.809</u>		46.124		<u>36.407</u>	203.4		<u>2:04.340</u>		4										

465		Chargebuze Racing Team																		
lap	Sect-1	Speed	Sect-2	Speed	Sect-3	Speed	TopSpeed	laptime	pit	lap	Sect-1	Speed	Sect-2	Speed	Sect-3	Speed	Topspeed	laptime	pit	
1	Out		47.714		36.649	209.3		2:11.271		4	<u>37.519</u>		44.143		34.602	211.8			1:56.264	
2	39.227		45.880		34.985	210.5		2:00.092		5	39.079		45.221		In				2:23.833	P
3	38.547		<u>43.377</u>		<u>33.269</u>	214.3		<u>1:55.193</u>		6										

723		Mad Men Racing																		
lap	Sect-1	Speed	Sect-2	Speed	Sect-3	Speed	TopSpeed	laptime	pit	lap	Sect-1	Speed	Sect-2	Speed	Sect-3	Speed	Topspeed	laptime	pit	
1	Out		<u>47.352</u>		37.978	216.9		6:46.508	P	3	41.253		47.430		In				2:25.179	P
2	<u>39.784</u>		46.408		<u>36.769</u>	222.2		<u>2:02.961</u>		4										

Vrij rijden 2017-10-05
 ALLE RONDETIJDEN OP WWW.RACERESULTS.NU

Groep 1
 Result of Sessie 2

5 October 2017
 Zolder - 4000 mtr.

Pos	Nbr	Name	Cls	PIC	Fastest	In	Gap	Diff	Laps	Km/h
1	26	YAH0 Racing	SB	1	1:57.542	5			8	122.51
2	158	HRT	SS	1	1:58.750	7	1.208	1.208	8	121.26
3	7238	Mad Men Racing	SB	2	1:59.524	3	1.982	0.774	9	120.48
4	32	ARTINAR Racing	SS	2	2:00.573	6	3.031	1.049	7	119.43
5	22	Thunder Racing	SB	3	2:01.974	4	4.432	1.401	5	118.06
6	36	Team Jean-Luc	SS	3	2:03.227	6	5.685	1.253	8	116.86
7	5	Team 5777	SS	4	2:03.497	4	5.955	0.270	6	116.60
8	222	Lighting Racing	SS	5	2:03.708	7	6.166	0.211	8	116.40
9	199	Go-Tech & Strada 1	SB	4	2:04.127	4	6.585	0.419	6	116.01
10	63	LDH Racing	SS	6	2:04.777	4	7.235	0.650	5	115.41
11	86	Possen Racing	SS	7	2:07.012	3	9.470	2.235	6	113.38
12	465	Chargebuze Racing Team	SS	8	2:07.083	7	9.541	0.071	8	113.31
13	8	Godas Team	SS	9	2:08.320	7	10.778	1.237	7	112.22
14	100	Moto Seynaeve	SS	10	2:13.096	3	15.554	4.776	4	108.19
15	299	Go-Tech& Strada 2	SS	11	2:14.689	3	17.147	1.593	4	106.91
16	41	Rider-41	MS	1	2:16.775	6	19.233	2.086	7	105.28
17	12	FMD Motors	SB	5	2:17.593	5	20.051	0.818	6	104.66

Fastest time : 1:57.542 in lap 5 by nbr. 26 : YAH0 Racing ()

Publication-time

Results and Laptimes : www.getraceresults.com

Timekeeping by : RSTime by Timeservice.nl

Clerk of the Course

Steward

Timekeeper



Vrij rijden 2017-10-05
 ALLE RONDETIJDEN OP WWW.RACERESULTS.NU

Groep 1
 Laptimes - Sessie 2

5 October 2017
 Zolder - 4000 mtr.

Nbr	Name	Laps	lap	Lap ..1	Lap ..2	Lap ..3	Lap ..4	Lap ..5	Lap ..6	Lap ..7	Lap ..8	Lap ..9	Lap ..0
26	YAH0 Racing	8	1 - 10	2:16.485	2:05.104	2:01.481	1:58.925	1:57.542	2:00.942	1:58.746	2:12.505		
158	HRT	8	1 - 10	2:20.808	2:11.435	2:09.401	2:06.568	2:04.274	2:02.344	1:58.750	2:19.372		
7238	Mad Men Racing	9	1 - 10	2:07.922	2:01.271	1:59.524	2:01.040	2:00.958	2:00.656	2:02.648	2:03.951	2:18.309	
32	ARTINAR Racing	7	1 - 10	2:19.959	2:07.506	2:04.884	2:03.975	2:06.163	2:00.573	2:25.134			
22	Thunder Racing	5	1 - 10	2:12.368	2:05.129	2:02.572	2:01.974	2:17.833					
36	Team Jean-Luc	8	1 - 10	2:26.092	2:11.850	2:09.138	2:07.636	2:04.210	2:03.227	2:05.934	2:23.775		
5	Team 5777	6	1 - 10	2:24.476	2:07.962	2:04.497	2:03.497	2:24.493	5:18.450				
222	Lighting Racing	8	1 - 10	2:12.001	2:05.483	2:04.200	2:03.849	2:08.511	2:04.721	2:03.708	2:14.746		
199	Go-Tech & Strada 1	6	1 - 10	2:20.013	2:12.211	2:06.493	2:04.127	2:05.232	2:22.820				
63	LDH Racing	5	1 - 10	2:16.369	2:12.474	2:08.653	2:04.777	2:18.654					
86	Possen Racing	6	1 - 10	2:24.204	2:08.362	2:07.012	2:14.700	2:08.165	2:07.798				
465	Chargebuze Racing Team	8	1 - 10	2:15.392	2:11.209	2:09.162	2:10.559	2:11.250	2:07.537	2:07.083	2:16.328		
8	Godas Team	7	1 - 10	2:23.109	2:12.440	2:15.947	2:14.340	2:15.863	2:09.527	2:08.320			
100	Moto Seynaeve	4	1 - 10	2:33.077	2:18.632	2:13.096	2:24.955						
299	Go-Tech& Strada 2	4	1 - 10	2:23.793	2:16.974	2:14.689	2:25.085						
41	Rider-41	7	1 - 10	2:26.987	2:18.195	2:18.681	2:20.616	2:19.118	2:16.775	2:30.936			
12	FMD Motors	6	1 - 10	2:35.148	2:25.425	2:22.283	2:20.994	2:17.593	2:29.595				

Vrij rijden 2017-10-05
 ALLE RONDETIJDEN OP WWW.RACERESULTS.NU

Groep 1
 Sector analyse - Sessie 2

5 October 2017
 Zolder - 4000 mtr.

Pos	Nbr	Name / Team name	Sector 1			Sector 2			Sector 3			Theoretical best	Actual best	In
			time	Lap	pos	time	Lap	pos	time	Lap	pos			
1	26	YAH0 Racing	38.264	6	1	43.946	5	1	34.034	5	1	1:56.244	1:57.542	5
2	158	HRT	39.281	7	2	44.356	8	2	35.039	7	3	1:58.676	1:58.750	7
3	7238	Mad Men Racing	40.118	3	5	44.653	3	3	34.753	3	2	1:59.524	1:59.524	3
4	32	ART INAR Racing	40.503	6	8	44.932	6	4	35.138	6	4	2:00.573	2:00.573	6
5	22	Thunder Racing	40.178	4	6	45.558	4	7	35.986	3	7	2:01.722	2:01.974	4
6	36	Team Jean-Luc	40.250	7	7	46.072	6	9	36.221	6	8	2:02.543	2:03.227	6
7	5	Team5777	39.840	5	4	45.104	4	5	36.401	3	9	2:01.345	2:03.497	4
8	222	Lighting Racing	39.668	8	3	45.512	8	6	35.547	7	5	2:00.727	2:03.708	7
9	199	Go-Tech & Strada 1	40.854	5	9	45.749	6	8	35.868	4	6	2:02.471	2:04.127	4
10	63	LDH Racing	41.566	5	11	46.774	4	11	36.435	4	10	2:04.775	2:04.777	4
11	86	Possen Racing	41.643	3	12	46.613	2	10	37.276	6	12	2:05.532	2:07.012	3
12	465	Chargebuze Racing Team	41.451	7	10	46.963	8	12	37.019	3	11	2:05.433	2:07.083	7
13	8	Godas Team	42.594	7	13	47.332	8	13	37.602	7	13	2:07.528	2:08.320	7
14	100	Moto Seynaeve	44.021	4	14	50.044	3	16	38.562	3	14	2:12.627	2:13.096	3
15	299	Go-Tech& Strada 2	44.610	4	15	48.744	4	14	39.552	3	15	2:12.906	2:14.689	3
16	41	Rider-41	45.053	7	16	51.779	7	17	39.603	6	16	2:16.435	2:16.775	6
17	12	FMDMotors	46.127	6	17	49.797	6	15	40.335	5	17	2:16.259	2:17.593	5

Vrij rijden 2017-10-05
ALLE RONDETIJDEN OP WWW.RACERESULTS.NU

Groep 1

5 October 2017

Laps and Sector Times - Sessie 2

Zolder - 4000 mtr.

5		Team 5777																	
lap	Sect-1	Speed	Sect-2	Speed	Sect-3	Speed	TopSpeed	laptime	pit	lap	Sect-1	Speed	Sect-2	Speed	Sect-3	Speed	Topspeed	laptime	pit
1	Out		53.491		38.978	208.1		2:24.476		4	41.986		<u>45.104</u>		36.407	227.8		<u>2:03.497</u>	
2	43.877		47.515		36.570	223.6		2:07.962		5	<u>39.840</u>		45.104		In			2:24.493	P
3	40.833		47.263		<u>36.401</u>	223.6		2:04.497		6	Out		48.879		In			5:18.450	P

8		Godas Team																	
lap	Sect-1	Speed	Sect-2	Speed	Sect-3	Speed	TopSpeed	laptime	pit	lap	Sect-1	Speed	Sect-2	Speed	Sect-3	Speed	Topspeed	laptime	pit
1	Out		51.150		41.762	172.2		2:23.109		5	45.130		50.786		39.947	188.5		2:15.863	
2	44.740		49.249		38.451	175.6		2:12.440		6	43.963		47.477		38.087	186.5		2:09.527	
3	44.568		49.983		41.396	180.9		2:15.947		7	<u>42.594</u>		48.124		<u>37.602</u>	185.6		<u>2:08.320</u>	
4	45.668		49.019		39.653	180.9		2:14.340		8									

12		FMD Motors																	
lap	Sect-1	Speed	Sect-2	Speed	Sect-3	Speed	TopSpeed	laptime	pit	lap	Sect-1	Speed	Sect-2	Speed	Sect-3	Speed	Topspeed	laptime	pit
1	Out		57.182		43.264	180.9		2:35.148		4	48.366		51.899		40.729	204.5		2:20.994	
2	49.827		54.042		41.556	186.5		2:25.425		5	46.521		50.737		<u>40.335</u>	180.9		<u>2:17.593</u>	
3	48.548		53.002		40.733	187.5		2:22.283		6	<u>46.127</u>		<u>49.797</u>		In			2:29.595	P

22		Thunder Racing																	
lap	Sect-1	Speed	Sect-2	Speed	Sect-3	Speed	TopSpeed	laptime	pit	lap	Sect-1	Speed	Sect-2	Speed	Sect-3	Speed	Topspeed	laptime	pit
1	Out		47.616		37.475	208.1		2:12.368		4	<u>40.178</u>		<u>45.558</u>		36.238	210.5		<u>2:01.974</u>	
2	41.191		46.609		37.329	209.3		2:05.129		5	40.354		48.586		In			2:17.833	P
3	40.759		45.827		<u>35.986</u>	209.3		2:02.572		6									

26		YAH0 Racing																	
lap	Sect-1	Speed	Sect-2	Speed	Sect-3	Speed	TopSpeed	laptime	pit	lap	Sect-1	Speed	Sect-2	Speed	Sect-3	Speed	Topspeed	laptime	pit
1	Out		49.082		37.420	211.8		2:16.485		5	39.562		<u>43.946</u>		<u>34.034</u>	216.9		<u>1:57.542</u>	
2	42.145		47.028		35.931	216.9		2:05.104		6	<u>38.264</u>		47.305		35.373	214.3		2:00.942	
3	41.061		45.695		34.725	215.6		2:01.481		7	38.885		44.866		34.995	216.9		1:58.746	
4	39.349		44.804		34.772	214.3		1:58.925		8	38.696		47.637		In			2:12.505	P

32		ARTINAR Racing																	
lap	Sect-1	Speed	Sect-2	Speed	Sect-3	Speed	TopSpeed	laptime	pit	lap	Sect-1	Speed	Sect-2	Speed	Sect-3	Speed	Topspeed	laptime	pit
1	Out		49.700		38.721	200.0		2:19.959		5	41.720		47.965		36.478	204.5		2:06.163	
2	43.318		47.472		36.716	200.0		2:07.506		6	<u>40.503</u>		<u>44.932</u>		<u>35.138</u>	206.9		<u>2:00.573</u>	
3	41.554		47.027		36.303	201.1		2:04.884		7	41.097		46.076		In			2:25.134	P
4	41.166		45.660		37.149	206.9		2:03.975		8									

36		Team Jean-Luc																	
lap	Sect-1	Speed	Sect-2	Speed	Sect-3	Speed	TopSpeed	laptime	pit	lap	Sect-1	Speed	Sect-2	Speed	Sect-3	Speed	Topspeed	laptime	pit
1	Out		52.590		40.186	182.7		2:26.092		5	40.713		46.299		37.198	191.5		2:04.210	
2	44.384		48.663		38.803	193.5		2:11.850		6	40.934		<u>46.072</u>		<u>36.221</u>	195.7		<u>2:03.227</u>	
3	42.433		48.473		38.232	191.5		2:09.138		7	<u>40.250</u>		47.519		38.165	193.5		2:05.934	
4	42.572		47.801		37.263	193.5		2:07.636		8	40.914		46.099		In			2:23.775	P

41		Rider -41																	
lap	Sect-1	Speed	Sect-2	Speed	Sect-3	Speed	TopSpeed	laptime	pit	lap	Sect-1	Speed	Sect-2	Speed	Sect-3	Speed	Topspeed	laptime	pit
1	Out		53.710		40.598	208.1		2:26.987		5	46.523		52.408		40.187	211.8		2:19.118	
2	46.091		52.338		39.766	208.1		2:18.195		6	45.370		51.802		<u>39.603</u>	211.8		<u>2:16.775</u>	
3	46.750		51.991		39.940	197.8		2:18.681		7	<u>45.053</u>		<u>51.779</u>		In			2:30.936	P
4	45.852		52.694		42.070	173.9		2:20.616		8									

63		LDH Racing																	
lap	Sect-1	Speed	Sect-2	Speed	Sect-3	Speed	TopSpeed	laptime	pit	lap	Sect-1	Speed	Sect-2	Speed	Sect-3	Speed	Topspeed	laptime	pit
1	47.216		50.313		38.840	194.6		2:16.369		4	41.568		<u>46.774</u>		<u>36.435</u>	196.7		<u>2:04.777</u>	
2	44.479		49.401		38.594	198.9		2:12.474		5	<u>41.566</u>		46.813		In			2:18.654	P
3	43.571		47.949		37.133	200.0		2:08.653		6									

86		Possen Racing																	
lap	Sect-1	Speed	Sect-2	Speed	Sect-3	Speed	TopSpeed	laptime	pit	lap	Sect-1	Speed	Sect-2	Speed	Sect-3	Speed	Topspeed	laptime	pit
1	Out		50.631		37.521	202.2		2:24.204		4	44.921		51.075		38.704	201.1		2:14.700	

Vrij rijden 2017-10-05
ALLE RONDETIJDEN OP WWW.RACERESULTS.NU

Groep 1

5 October 2017

Laps and Sector Times - Sessie 2

Zolder - 4000 mtr.

2	42.862	<u>46.613</u>	38.887	201.1	2:08.362	5	42.790	47.418	37.957	190.5	2:08.165
3	<u>41.643</u>	46.962	38.407	200.0	<u>2:07.012</u>	6	42.465	48.057	<u>37.276</u>	200.0	2:07.798

100		Moto Seynaeve																			
lap	Sect-1	Speed	Sect-2	Speed	Sect-3	Speed	TopSpeed	laptime	pit	lap	Sect-1	Speed	Sect-2	Speed	Sect-3	Speed	Topspeed	laptime	pit		
1	Out		54.670		42.086	176.5		2:33.077		3	44.490		<u>50.044</u>		<u>38.562</u>	210.5		2:13.096			
2	47.772		51.691		39.169	208.1		2:18.632		4	<u>44.021</u>		50.479		In			2:24.955	P		

158		HRT																			
lap	Sect-1	Speed	Sect-2	Speed	Sect-3	Speed	TopSpeed	laptime	pit	lap	Sect-1	Speed	Sect-2	Speed	Sect-3	Speed	Topspeed	laptime	pit		
1	Out		50.921		40.233	209.3		2:20.808		5	41.078		46.416		36.780	215.6		2:04.274			
2	44.015		48.899		38.521	211.8		2:11.435		6	40.222		46.145		35.977	214.3		2:02.344			
3	42.880		48.517		38.004	214.3		2:09.401		7	<u>39.281</u>		44.430		<u>35.039</u>	215.6		1:58.750			
4	41.046		47.197		38.325	206.9		2:06.568		8	39.762		<u>44.356</u>		In			2:19.372	P		

199		Go-Tech & Strada 1																			
lap	Sect-1	Speed	Sect-2	Speed	Sect-3	Speed	TopSpeed	laptime	pit	lap	Sect-1	Speed	Sect-2	Speed	Sect-3	Speed	Topspeed	laptime	pit		
1	Out		51.536		38.817	195.7		2:20.013		4	41.678		46.581		<u>35.868</u>	203.4		2:04.127			
2	44.673		49.093		38.445	200.0		2:12.211		5	<u>40.854</u>		47.592		36.786	209.3		2:05.232			
3	42.506		47.386		36.601	206.9		2:06.493		6	41.031		<u>45.749</u>		In			2:22.820	P		

222		Lighting Racing																			
lap	Sect-1	Speed	Sect-2	Speed	Sect-3	Speed	TopSpeed	laptime	pit	lap	Sect-1	Speed	Sect-2	Speed	Sect-3	Speed	Topspeed	laptime	pit		
1	Out		47.198		37.137	194.6		2:12.001		5	41.683		48.147		38.681	198.9		2:08.511			
2	42.562		46.537		36.384	196.7		2:05.483		6	40.516		47.024		37.181	201.1		2:04.721			
3	40.780		46.942		36.478	197.8		2:04.200		7	41.359		46.802		<u>35.547</u>	198.9		<u>2:03.708</u>			
4	40.983		46.489		36.377	200.0		2:03.849		8	<u>39.668</u>		<u>45.512</u>		In			2:14.746	P		

299		Go-Tech & Strada 2																			
lap	Sect-1	Speed	Sect-2	Speed	Sect-3	Speed	TopSpeed	laptime	pit	lap	Sect-1	Speed	Sect-2	Speed	Sect-3	Speed	Topspeed	laptime	pit		
1	Out		51.688		41.108	178.2		2:23.793		3	45.815		49.322		<u>39.552</u>	174.8		2:14.689			
2	45.930		50.801		40.243	165.9		2:16.974		4	<u>44.610</u>		<u>48.744</u>		In			2:25.085	P		

465		Chargebuze Racing Team																			
lap	Sect-1	Speed	Sect-2	Speed	Sect-3	Speed	TopSpeed	laptime	pit	lap	Sect-1	Speed	Sect-2	Speed	Sect-3	Speed	Topspeed	laptime	pit		
1	Out		49.087		37.709	200.0		2:15.392		5	43.000		49.164		39.086	198.9		2:11.250			
2	42.783		51.177		37.249	198.9		2:11.209		6	43.300		47.131		37.106	201.1		2:07.537			
3	43.300		48.843		<u>37.019</u>	200.0		2:09.162		7	<u>41.451</u>		47.982		37.650	202.2		<u>2:07.083</u>			
4	42.065		50.959		37.535	198.9		2:10.559		8	42.158		<u>46.963</u>		In			2:16.328	P		

723		Mad Men Racing																			
lap	Sect-1	Speed	Sect-2	Speed	Sect-3	Speed	TopSpeed	laptime	pit	lap	Sect-1	Speed	Sect-2	Speed	Sect-3	Speed	Topspeed	laptime	pit		
1	Out		46.969		36.458	219.5		2:07.922		6	40.614		44.732		35.310	222.2		2:00.656			
2	40.846		45.096		35.329	223.6		2:01.271		7	41.003		45.548		36.097	214.3		2:02.648			
3	<u>40.118</u>		<u>44.653</u>		<u>34.753</u>	225.0		<u>1:59.524</u>		8	40.684		45.494		37.773	219.5		2:03.951			
4	40.349		45.306		35.385	223.6		2:01.040		9	40.148		45.191		In			2:18.309	P		
5	40.474		45.059		35.425	218.2		2:00.958		10											

Vrij rijden 2017-10-05
 ALLE RONDETIJDEN OP WWW.RACERESULTS.NU

Groep 1
 Result of Sessie 3

5 October 2017
 Zolder - 4000 mtr.


Pos	Nbr	Name	Cls	PIC	Fastest	In	Gap	Diff	Laps	Km/h
1	7238	Mad Men Racing	SB	1	1:54.878	7			7	125.35
2	158	HRT	SS	1	1:56.059	7	1.181	1.181	7	124.07
3	36	Team Jean-Luc	SS	2	1:57.282	7	2.404	1.223	7	122.78
4	26	YAH0 Racing	SB	2	1:57.823	3	2.945	0.541	5	122.22
5	465	Chargebuze Racing Team	SS	3	1:58.439	6	3.561	0.616	7	121.58
6	5	Team 5777	SS	4	1:58.875	5	3.997	0.436	7	121.14
7	199	Go-Tech & Strada 1	SB	3	1:59.424	6	4.546	0.549	6	120.58
8	22	Thunder Racing	SB	4	2:00.327	3	5.449	0.903	5	119.67
9	222	Lighting Racing	SS	5	2:01.418	3	6.540	1.091	5	118.60
10	86	Possen Racing	SS	6	2:01.700	3	6.822	0.282	5	118.32
11	32	ARTINAR Racing	SS	7	2:02.635	2	7.757	0.935	3	117.42
12	8	Godas Team	SS	8	2:04.285	5	9.407	1.650	6	115.86
13	141	Van Puymbroeck Racing	SB	5	2:05.065	2	10.187	0.780	5	115.14
14	100	Moto Seynaeve	SS	9	2:05.200	6	10.322	0.135	7	115.02
15	63	LDH Racing	SS	10	2:05.806	5	10.928	0.606	6	114.46
16	93	CBS Team	SB	6	2:06.536	3	11.658	0.730	6	113.80
17	12	FMD Motors	SB	7	2:07.708	3	12.830	1.172	6	112.76
18	41	Rider-41	MS	1	2:10.899	5	16.021	3.191	6	110.01
19	299	Go-Tech& Strada 2	SS	11	2:11.418	4	16.540	0.519	5	109.57
20	122	TEAM DR Racing	SB	8	2:11.899	5	17.021	0.481	6	109.17
21	45	Rider-45	MS	2					1	0.00
22	59	Rider-59	MS	3					1	0.00
23	83	JE Racing	SS	12					1	0.00

Fastest time : 1:54.878 in lap 7 by nbr. 7238 : Mad Men Racing ()

Publication-time

Results and Laptimes : www.getraceresults.com

Timekeeping by : RSTime by Timeservice.nl

Clerk of the Course	Steward	Timekeeper	
Page 1 of 1	Results remain provisional pending technical examination and decisions from the stewards of the meeting		

Vrij rijden 2017-10-05
ALLE RONDETIJDEN OP WWW.RACERESULTS.NU

Groep 1
Laptimes - Sessie 3

5 October 2017
Zolder - 4000 mtr.

Nbr	Name / Team name	1	2	3	4	5	6	7	8	9	10	11	12	13	14	15
5	Team 5777	2:14.702	2:03.327	2:02.408	1:59.092	1:58.875	1:59.196	2:22.201								
8	Godas Team	2:17.603	2:08.031	2:06.550	2:04.568	2:04.285	2:08.515									
12	FMD Motors	2:22.764	2:12.748	2:07.708	2:08.519	2:10.267	2:11.398									
22	Thunder Racing	2:10.430	2:04.817	2:00.327	2:01.561	2:20.806										
26	YAH0 Racing	2:13.780	2:01.605	1:57.823	1:59.237	2:14.088										
32	ARTINAR Racing	2:15.925	2:02.635	2:28.383												
36	Team Jean-Luc	2:13.984	2:04.079	2:03.773	2:02.376	2:03.872	2:00.585	1:57.282								
41	Rider-41	2:21.145	2:12.965	2:11.364	2:11.602	2:10.899	2:15.468									
45	Rider-45	2:47.824														
59	Rider-59	2:44.703														
63	LDH Racing	2:21.312	2:11.277	2:08.631	2:08.158	2:05.806	2:06.257									
83	JE Racing	2:17.849														
86	Possen Racing	2:17.286	2:05.187	2:01.700	2:09.683	3:28.538										
93	CBS Team	2:24.560	2:11.181	2:06.536	2:06.642	2:07.926	2:07.320									
100	Moto Seynaeve	2:19.765	2:12.670	2:09.880	2:05.939	2:08.194	2:05.200	2:07.430								
122	TEAM DR Racing	2:30.314	2:21.102	2:14.454	2:12.864	2:11.899	2:38.840									
141	Van Puybroeck Racing	2:17.370	2:05.065	2:06.627	2:05.115	3:00.761										
158	HRT	2:15.763	2:02.628	2:02.200	1:57.751	1:58.957	1:57.602	1:56.059								
199	Go-Tech & Strada 1	2:13.525	2:06.995	2:03.489	2:03.478	2:02.282	1:59.424									
222	Lighting Racing	2:09.060	2:04.420	2:01.418	2:03.638	2:18.997										
299	Go-Tech& Strada 2	2:19.212	2:12.913	2:12.036	2:11.418	2:30.388										
465	Chargebuze Racing Team	2:16.122	2:04.046	2:01.636	2:00.303	2:01.420	1:58.439	2:14.361								
238	Mad Men Racing	2:10.535	2:03.650	2:00.113	1:59.697	1:58.306	1:57.966	1:54.878								

Vrij rijden 2017-10-05
ALLE RONDETIJDEN OP WWW.RACERESULTS.NU

Groep 1
Sector analyse - Sessie 3

5 October 2017
Zolder - 4000 mtr.

Pos	Nbr	Name / Team name	Sector 1			Sector 2			Sector 3			Theoretical best	Actual best	In
			time	Lap	pos	time	Lap	pos	time	Lap	pos			
1	7238	Mad Men Racing	37.434	7	1	42.611	7	1	34.520	4	3	1:54.565	1:54.878	7
2	158	HRT	37.999	7	2	43.845	7	4	34.215	7	2	1:56.059	1:56.059	7
3	36	TeamJean-Luc	39.397	8	6	43.555	7	2	34.211	7	1	1:57.163	1:57.282	7
4	26	YAHOO Racing	38.512	4	3	43.697	5	3	34.875	3	6	1:57.084	1:57.823	3
5	465	Chargebuze Racing Team	39.051	7	4	44.304	6	5	34.718	6	5	1:58.073	1:58.439	6
6	5	Team5777	39.244	6	5	44.332	5	7	34.675	4	4	1:58.251	1:58.875	5
7	199	Go-Tech & Strada 1	39.476	7	7	44.323	6	6	35.046	6	7	1:58.845	1:59.424	6
8	22	Thunder Racing	39.827	4	8	44.854	3	9	35.457	3	8	2:00.138	2:00.327	3
9	222	Lighting Racing	40.310	3	9	45.061	3	10	36.047	3	10	2:01.418	2:01.418	3
10	86	Possen Racing	40.986	3	13	44.645	3	8	36.069	3	11	2:01.700	2:01.700	3
11	32	ART INAR Racing	41.309	2	15	45.339	2	12	35.987	2	9	2:02.635	2:02.635	2
12	8	Godas Team	40.976	7	12	45.291	7	11	36.069	3	12	2:02.336	2:04.285	5
13	141	Van Puymbroeck Racing	41.433	5	16	45.422	4	13	36.772	2	16	2:03.627	2:05.065	2
14	100	Moto Seynaeve	41.562	6	17	46.816	4	14	36.260	6	13	2:04.638	2:05.200	6
15	63	LDH Racing	40.589	6	10	46.865	5	15	37.359	4	18	2:04.813	2:05.806	5
16	93	CBS Team	40.661	7	11	47.282	4	16	37.311	3	17	2:05.254	2:06.536	3
17	12	FMD Motors	43.132	7	19	47.920	3	17	36.436	3	15	2:07.488	2:07.708	3
18	41	Rider-41	43.658	6	20	48.718	5	20	37.989	3	20	2:10.365	2:10.899	5
19	299	Go-Tech& Strada 2	42.774	5	18	48.328	4	18	38.708	3	21	2:09.810	2:11.418	4
20	122	TEAM DR Racing	43.820	6	21	49.802	4	21	37.526	5	19	2:11.148	2:11.899	5
21	45	Rider-45	47.893	2	23	54.889	2	22	45.342	1	23	2:28.124		
22	59	Rider-59	47.532	2	22	55.645	2	23	40.918	1	22	2:24.095		
23	83	JE Racing	41.088	2	14	48.694	1	19	36.397	1	14	2:06.179		

Vrij rijden 2017-10-05
ALLE RONDETIJDEN OP WWW.RACERESULTS.NU

Groep 1

5 October 2017

Laps and Sector Times - Sessie 3

Zolder - 4000 mtr.

5		Team 5777																	
lap	Sect-1	Speed	Sect-2	Speed	Sect-3	Speed	TopSpeed	laptime	pit	lap	Sect-1	Speed	Sect-2	Speed	Sect-3	Speed	Topspeed	laptime	pit
1	Out		49.261		36.919	218.2		2:14.702		5	39.639		<u>44.332</u>		34.904	229.3		<u>1:58.875</u>	
2	41.490		46.267		35.570	226.4		2:03.327		6	<u>39.244</u>		45.080		34.872	230.8		1:59.196	
3	40.281		46.943		35.184	229.3		2:02.408		7	39.371		51.556		In			2:22.201	P
4	39.596		44.821		<u>34.675</u>	227.8		1:59.092		8									

8		Godas Team																	
lap	Sect-1	Speed	Sect-2	Speed	Sect-3	Speed	TopSpeed	laptime	pit	lap	Sect-1	Speed	Sect-2	Speed	Sect-3	Speed	Topspeed	laptime	pit
1	Out		51.095		38.325	182.7		2:17.603		4	41.817		46.366		36.385	192.5		2:04.568	
2	42.804		48.151		37.076	194.6		2:08.031		5	41.959		46.012		36.314	193.5		2:04.285	
3	43.412		47.069		<u>36.069</u>	191.5		2:06.550		6	41.091		49.304		38.120	192.5		2:08.515	

12		FMD Motors																	
lap	Sect-1	Speed	Sect-2	Speed	Sect-3	Speed	TopSpeed	laptime	pit	lap	Sect-1	Speed	Sect-2	Speed	Sect-3	Speed	Topspeed	laptime	pit
1	Out		51.755		38.806	202.2		2:22.764		4	43.417		48.429		36.673	213.0		2:08.519	
2	45.297		49.379		38.072	215.6		2:12.748		5	44.302		48.290		37.675	203.4		2:10.267	
3	43.352		<u>47.920</u>		<u>36.436</u>	205.7		<u>2:07.708</u>		6	43.510		50.869		37.019	209.3		2:11.398	

22		Thunder Racing																	
lap	Sect-1	Speed	Sect-2	Speed	Sect-3	Speed	TopSpeed	laptime	pit	lap	Sect-1	Speed	Sect-2	Speed	Sect-3	Speed	Topspeed	laptime	pit
1	Out		47.597		36.907	205.7		2:10.430		4	<u>39.827</u>		46.100		35.634	213.0		2:01.561	
2	41.075		47.657		36.085	206.9		2:04.817		5	40.165		46.851		In			2:20.806	P
3	40.016		<u>44.854</u>		<u>35.457</u>	213.0		<u>2:00.327</u>		6									

26		YAH0 Racing																	
lap	Sect-1	Speed	Sect-2	Speed	Sect-3	Speed	TopSpeed	laptime	pit	lap	Sect-1	Speed	Sect-2	Speed	Sect-3	Speed	Topspeed	laptime	pit
1	Out		47.948		36.477	216.9		2:13.780		4	<u>38.512</u>		45.291		35.434	215.6		1:59.237	
2	40.500		45.808		35.297	198.9		2:01.605		5	38.783		<u>43.697</u>		In			2:14.088	P
3	38.823		44.125		<u>34.875</u>	216.9		<u>1:57.823</u>		6									

32		ARTINAR Racing																	
lap	Sect-1	Speed	Sect-2	Speed	Sect-3	Speed	TopSpeed	laptime	pit	lap	Sect-1	Speed	Sect-2	Speed	Sect-3	Speed	Topspeed	laptime	pit
1	Out		48.630		36.352	204.5		2:15.925		3	41.326		55.585		In			2:28.383	P
2	<u>41.309</u>		<u>45.339</u>		<u>35.987</u>	206.9		<u>2:02.635</u>		4									

36		Team Jean-Luc																	
lap	Sect-1	Speed	Sect-2	Speed	Sect-3	Speed	TopSpeed	laptime	pit	lap	Sect-1	Speed	Sect-2	Speed	Sect-3	Speed	Topspeed	laptime	pit
1	Out		50.317		37.235	203.4		2:13.984		5	41.368		45.228		37.276	203.4		2:03.872	
2	40.964		45.766		37.349	204.5		2:04.079		6	39.754		45.421		35.410	203.4		2:00.585	
3	39.588		48.013		36.172	202.2		2:03.773		7	39.516		<u>43.555</u>		<u>34.211</u>	206.9		<u>1:57.282</u>	
4	40.291		45.971		36.114	205.7		2:02.376		8									

41		Rider-41																	
lap	Sect-1	Speed	Sect-2	Speed	Sect-3	Speed	TopSpeed	laptime	pit	lap	Sect-1	Speed	Sect-2	Speed	Sect-3	Speed	Topspeed	laptime	pit
1	Out		51.824		39.508	210.5		2:21.145		4	44.336		48.959		38.307	210.5		2:11.602	
2	45.016		49.762		38.187	210.5		2:12.965		5	43.860		<u>48.718</u>		38.321	214.3		<u>2:10.899</u>	
3	44.134		49.241		<u>37.989</u>	213.0		2:11.364		6	<u>43.658</u>		50.341		41.469	211.8		2:15.468	

45		Rider-45																	
lap	Sect-1	Speed	Sect-2	Speed	Sect-3	Speed	TopSpeed	laptime	pit	lap	Sect-1	Speed	Sect-2	Speed	Sect-3	Speed	Topspeed	laptime	pit
1	Out		57.112		<u>45.342</u>	173.1		2:47.824		2									

59		Rider-59																	
lap	Sect-1	Speed	Sect-2	Speed	Sect-3	Speed	TopSpeed	laptime	pit	lap	Sect-1	Speed	Sect-2	Speed	Sect-3	Speed	Topspeed	laptime	pit
1	Out		56.753		<u>40.918</u>	179.1		2:44.703		2									

63		LDH Racing																	
lap	Sect-1	Speed	Sect-2	Speed	Sect-3	Speed	TopSpeed	laptime	pit	lap	Sect-1	Speed	Sect-2	Speed	Sect-3	Speed	Topspeed	laptime	pit
1	Out		51.304		40.062	183.7		2:21.312		4	42.430		48.369		<u>37.359</u>	189.5		2:08.158	
2	43.829		49.207		38.241	188.5		2:11.277		5	41.286		<u>46.865</u>		37.655	191.5		<u>2:05.806</u>	
3	41.909		48.360		38.362	189.5		2:08.631		6	<u>40.589</u>		47.963		37.705	190.5		2:06.257	

Vrij rijden 2017-10-05
ALLE RONDETIJDEN OP WWW.RACERESULTS.NU

Groep 1
Laps and Sector Times - Sessie 3

5 October 2017
Zolder - 4000 mtr.

83		JE Racing																		
lap	Sect-1	Speed	Sect-2	Speed	Sect-3	Speed	TopSpeed	laptime	pit	lap	Sect-1	Speed	Sect-2	Speed	Sect-3	Speed	Topspeed	laptime	pit	
1	Out		48.694		36.397	213.0		2:17.849		2										

86		Possen Racing																	
lap	Sect-1	Speed	Sect-2	Speed	Sect-3	Speed	TopSpeed	laptime	pit	lap	Sect-1	Speed	Sect-2	Speed	Sect-3	Speed	Topspeed	laptime	pit
1	Out		49.896		37.848	202.2		2:17.286		4	45.836		47.039		36.808	204.5		2:09.683	
2	42.717		45.944		36.526	206.9		2:05.187		5	41.965		1:45.905		In			3:28.538	P
3	40.986		44.645		36.069	204.5		2:01.700		6									

93		CBS Team																	
lap	Sect-1	Speed	Sect-2	Speed	Sect-3	Speed	TopSpeed	laptime	pit	lap	Sect-1	Speed	Sect-2	Speed	Sect-3	Speed	Topspeed	laptime	pit
1	Out		53.174		41.259	201.1		2:24.560		4	41.059		47.282		38.301	208.1		2:06.642	
2	43.660		49.260		38.261	209.3		2:11.181		5	42.308		47.928		37.690	208.1		2:07.926	
3	41.824		47.401		37.311	213.0		2:06.536		6	41.432		48.105		37.783	209.3		2:07.320	

100		Moto Seynaeve																	
lap	Sect-1	Speed	Sect-2	Speed	Sect-3	Speed	TopSpeed	laptime	pit	lap	Sect-1	Speed	Sect-2	Speed	Sect-3	Speed	Topspeed	laptime	pit
1	Out		51.503		38.521	184.6		2:19.765		5	42.256		47.595		38.343	190.5		2:08.194	
2	44.657		49.235		38.778	188.5		2:12.670		6	41.562		47.378		36.260	191.5		2:05.200	
3	43.652		48.100		38.128	191.5		2:09.880		7	42.073		47.303		38.054	181.8		2:07.430	
4	42.707		46.816		36.416	194.6		2:05.939		8									

122		TEAM DR Racing																	
lap	Sect-1	Speed	Sect-2	Speed	Sect-3	Speed	TopSpeed	laptime	pit	lap	Sect-1	Speed	Sect-2	Speed	Sect-3	Speed	Topspeed	laptime	pit
1	Out		56.744		40.432	185.6		2:30.314		4	44.994		49.802		38.068	190.5		2:12.864	
2	48.232		53.266		39.604	187.5		2:21.102		5	44.356		50.017		37.526	190.5		2:11.899	
3	45.342		50.703		38.409	194.6		2:14.454		6	43.820		54.484		In			2:38.840	P

141		Van Puymbroeck Racing																	
lap	Sect-1	Speed	Sect-2	Speed	Sect-3	Speed	TopSpeed	laptime	pit	lap	Sect-1	Speed	Sect-2	Speed	Sect-3	Speed	Topspeed	laptime	pit
1	Out		49.373		38.129	200.0		2:17.370		4	42.845		45.422		36.848	203.4		2:05.115	
2	42.552		45.741		36.772	205.7		2:05.065		5	41.433		47.036		In			3:00.761	P
3	42.169		46.056		38.402	203.4		2:06.627		6									

158		HRT																	
lap	Sect-1	Speed	Sect-2	Speed	Sect-3	Speed	TopSpeed	laptime	pit	lap	Sect-1	Speed	Sect-2	Speed	Sect-3	Speed	Topspeed	laptime	pit
1	Out		49.324		38.371	206.9		2:15.763		5	39.528		45.056		34.373	218.2		1:58.957	
2	40.828		45.982		35.818	216.9		2:02.628		6	38.089		44.471		35.042	218.2		1:57.602	
3	40.734		45.650		35.816	218.2		2:02.200		7	37.999		43.845		34.215	216.9		1:56.059	
4	38.770		44.118		34.863	215.6		1:57.751		8									

199		Go-Tech & Strada 1																	
lap	Sect-1	Speed	Sect-2	Speed	Sect-3	Speed	TopSpeed	laptime	pit	lap	Sect-1	Speed	Sect-2	Speed	Sect-3	Speed	Topspeed	laptime	pit
1	Out		48.768		37.949	210.5		2:13.525		4	41.337		46.225		35.916	204.5		2:03.478	
2	42.952		47.710		36.333	206.9		2:06.995		5	40.890		45.717		35.675	206.9		2:02.282	
3	41.569		46.031		35.889	204.5		2:03.489		6	40.055		44.323		35.046	209.3		1:59.424	

222		Lighting Racing																	
lap	Sect-1	Speed	Sect-2	Speed	Sect-3	Speed	TopSpeed	laptime	pit	lap	Sect-1	Speed	Sect-2	Speed	Sect-3	Speed	Topspeed	laptime	pit
1	Out		47.972		37.069	197.8		2:09.060		4	40.651		45.918		37.069	197.8		2:03.638	
2	40.378		47.974		36.068	198.9		2:04.420		5	41.241		45.920		In			2:18.997	P
3	40.310		45.061		36.047	200.0		2:01.418		6									

299		Go-Tech & Strada 2																	
lap	Sect-1	Speed	Sect-2	Speed	Sect-3	Speed	TopSpeed	laptime	pit	lap	Sect-1	Speed	Sect-2	Speed	Sect-3	Speed	Topspeed	laptime	pit
1	Out		50.856		39.747	184.6		2:19.212		4	43.984		48.328		39.106	179.1		2:11.418	
2	44.408		49.022		39.483	180.0		2:12.913		5	42.774		52.035		In			2:30.388	P
3	43.757		49.571		38.708	175.6		2:12.036		6									

Vrij rijden 2017-10-05
ALLE RONDETIJDEN OP WWW.RACERESULTS.NU

Groep 1
Laps and Sector Times - Sessie 3

5 October 2017
Zolder - 4000 mtr.

465		Chargebuze Racing Team																	
lap	Sect-1	Speed	Sect-2	Speed	Sect-3	Speed	TopSpeed	laptime	pit	lap	Sect-1	Speed	Sect-2	Speed	Sect-3	Speed	Topspeed	laptime	pit
1	Out		49.027		38.508	201.1		2:16.122		5	41.019		45.421		34.980	208.1		2:01.420	
2	40.923		46.686		36.437	208.1		2:04.046		6	39.417		<u>44.304</u>		<u>34.718</u>	211.8		<u>1:58.439</u>	
3	40.667		45.089		35.880	210.5		2:01.636		7	<u>39.051</u>		45.094		In			2:14.361	P
4	39.283		45.487		35.533	210.5		2:00.303		8									

723		Mad Men Racing																	
lap	Sect-1	Speed	Sect-2	Speed	Sect-3	Speed	TopSpeed	laptime	pit	lap	Sect-1	Speed	Sect-2	Speed	Sect-3	Speed	Topspeed	laptime	pit
1	Out		48.488		36.594	213.0		2:10.535		5	38.749		44.498		35.059	215.6		1:58.306	
2	40.704		47.370		35.576	216.9		2:03.650		6	38.729		44.011		35.226	220.9		1:57.966	
3	39.841		45.402		34.870	218.2		2:00.113		7	<u>37.434</u>		<u>42.611</u>		34.833	216.9		<u>1:54.878</u>	
4	39.536		45.641		<u>34.520</u>	216.9		1:59.697		8									

Vrij rijden 2017-10-05
 ALLE RONDETIJDEN OP WWW.RACERESULTS.NU

Groep 1
 Result of Sessie 4

5 October 2017
 Zolder - 4000 mtr.


Pos	Nbr	Name	Cls	PIC	Fastest	In	Gap	Diff	Laps	Km/h
1	7238	Mad Men Racing	SB	1	1:56.572	3			6	123.53
2	465	Chargebuze Racing Team	SS	1	1:57.622	3	1.050	1.050	5	122.43
3	141	Van Puymbroeck Racing	SB	2	2:00.393	3	3.821	2.771	5	119.61
4	100	Moto Seynaeve	SS	2	2:01.618	2	5.046	1.225	3	118.40
5	158	HRT	SS	3	2:02.132	2	5.560	0.514	4	117.91
6	26	YAHO Racing	SB	3	2:02.687	5	6.115	0.555	6	117.37
7	5	Team 5777	SS	4	2:02.913	2	6.341	0.226	2	117.16
8	32	ARTINAR Racing	SS	5	2:03.539	5	6.967	0.626	5	116.56
9	199	Go-Tech & Strada 1	SB	4	2:03.622	2	7.050	0.083	2	116.48
10	83	JE Racing	SS	6	2:03.908	2	7.336	0.286	2	116.22
11	36	Team Jean-Luc	SS	7	2:05.991	2	9.419	2.083	3	114.29
12	8	Godas Team	SS	8	2:06.960	3	10.388	0.969	3	113.42
13	222	Lighting Racing	SS	9	2:10.154	3	13.582	3.194	3	110.64
14	59	Rider-59	MS	1	2:12.026	2	15.454	1.872	2	109.07
15	299	Go-Tech& Strada 2	SS	10	2:12.385	2	15.813	0.359	4	108.77
16	41	Rider-41	MS	2	2:18.392	2	21.820	6.007	4	104.05
17	122	TEAM DR Racing	SB	5	2:21.010	3	24.438	2.618	5	102.12
18	38	BTT Racing	SS	11					2	0.00
19	63	LDH Racing	SS	12					2	0.00
20	47	Rider-47	MS	3						
21	48	Rider-48	MS	4						
22	70	Rider-70	MS	5						
23	96	Rider-96	MS	6						

Fastest time : 1:56.572 in lap 3 by nbr. 7238 : Mad Men Racing ()

Publication-time

Results and Laptimes : www.getraceresults.com

Timekeeping by : RSTime by Timeservice.nl

Clerk of the Course	Steward	Timekeeper	
Page 1 of 1	Results remain provisional pending technical examination and decisions from the stewards of the meeting		

Vrij rijden 2017-10-05
 ALLE RONDETIJDEN OP WWW.RACERESULTS.NU

Groep 1
 Laptimes - Sessie 4

5 October 2017
 Zolder - 4000 mtr.

Nbr	Name / Team name	1	2	3	4	5	6	7	8	9	10	11	12	13	14	15
5	Team 5777	2:16.760	2:02.913													
8	Godas Team	2:19.169	2:07.201	2:06.960												
26	YAH0 Racing	2:21.380	2:07.565	2:04.624	8:52.556	2:02.687	2:16.500									
32	ARTINAR Racing	2:20.465	2:05.753	2:03.587	8:45.640	2:03.539										
36	Team Jean-Luc	2:18.189	2:05.991	2:09.023												
38	BTT Racing	2:30.533	2:39.286													
41	Rider-41	2:32.326	2:18.392	2:26.318	11:38.393											
47	Rider-47															
48	Rider-48															
59	Rider-59	8:29.064	2:12.026													
63	LDH Racing	9:17.577	2:24.269													
70	Rider-70															
83	JE Racing	2:09.160	2:03.908													
96	Rider-96															
100	Moto Seynaeve	2:15.747	2:01.618	2:16.405												
122	TEAM DR Racing	2:35.962	2:21.041	2:21.010	7:37.866	2:34.524										
141	Van Puybroeck Racing	2:19.779	2:04.603	2:00.393	9:21.685	2:02.338										
158	HRT	2:07.601	2:02.132	8:28.802	2:04.048											
199	Go-Tech & Strada 1	2:13.639	2:03.622													
222	Lighting Racing	2:22.902	2:14.301	2:10.154												
299	Go-Tech& Strada 2	2:25.187	2:12.385	10:17.806	2:16.586											
465	Chargebuze Racing Team	2:09.733	2:00.292	1:57.622	8:53.087	1:57.658										
238	Mad Men Racing	2:22.349	2:00.904	1:56.572	9:18.934	2:02.612	2:16.151									

Vrij rijden 2017-10-05
ALLE RONDETIJDEN OP WWW.RACERESULTS.NU

Groep 1
Sector analyse - Sessie 4

5 October 2017
Zolder - 4000 mtr.

Pos	Nbr	Name / Team name	Sector 1			Sector 2			Sector 3			Theoretical best	Actual best	In
			time	Lap	pos	time	Lap	pos	time	Lap	pos			
1	7238	Mad Men Racing	38.877	3	1	43.743	3	1	33.952	3	2	1:56.572	1:56.572	3
2	465	Chargebuze Racing Team	39.646	3	3	44.018	5	2	33.337	5	1	1:57.001	1:57.622	3
3	141	Van Puymbroeck Racing	39.844	4	4	44.896	3	3	34.955	5	5	1:59.695	2:00.393	3
4	100	Moto Seynaeve	40.612	3	9	45.673	3	6	34.170	2	3	2:00.455	2:01.618	2
5	158	HRT	39.372	3	2	45.694	4	7	35.041	3	6	2:00.107	2:02.132	2
6	26	YAHOO Racing	40.737	5	10	45.649	6	5	35.743	4	8	2:02.129	2:02.687	5
7	5	Team5777	40.275	2	7	46.590	2	10	36.048	2	11	2:02.913	2:02.913	2
8	32	ARTINARacing	41.251	4	11	45.375	5	4	35.085	5	7	2:01.711	2:03.539	5
9	199	Go-Tech & Strada 1	40.500	2	8	47.158	2	11	35.964	2	10	2:03.622	2:03.622	2
10	83	JE Racing	40.177	3	5	46.196	1	8	34.862	2	4	2:01.235	2:03.908	2
11	36	TeamJean-Luc	40.248	4	6	48.357	2	13	35.945	3	9	2:04.550	2:05.991	2
12	8	Godas Team	41.592	3	13	47.726	2	12	36.125	3	12	2:05.443	2:06.960	3
13	222	Lighting Racing	42.431	3	15	49.215	3	14	38.508	3	14	2:10.154	2:10.154	3
14	59	Rider-59	43.683	2	16	49.628	2	16	38.715	2	16	2:12.026	2:12.026	2
15	299	Go-Tech& Strada 2	41.395	4	12	46.551	4	9	36.909	3	13	2:04.855	2:12.385	2
16	41	Rider-41	47.048	2	18	51.142	4	18	38.537	2	15	2:16.727	2:18.392	2
17	122	TEAM DR Racing	45.662	5	17	50.383	5	17	38.955	4	18	2:15.000	2:21.010	3
18	38	BTT Racing	47.616	2	19	53.758	2	19	41.248	1	19	2:22.622		
19	63	LDH Racing	42.121	2	14	49.557	2	15	38.891	1	17	2:10.569		
20	47	Rider-47												
21	48	Rider-48												
22	70	Rider-70												
23	96	Rider-96												

Vrij rijden 2017-10-05
ALLE RONDETIJDEN OP WWW.RACERESULTS.NU

Groep 1

5 October 2017

Laps and Sector Times - Sessie 4

Zolder - 4000 mtr.

5		Team 5777																	
lap	Sect-1	Speed	Sect-2	Speed	Sect-3	Speed	TopSpeed	laptime	pit	lap	Sect-1	Speed	Sect-2	Speed	Sect-3	Speed	Topspeed	laptime	pit
1	Out		51.599		36.810	225.0		2:16.760		2	40.275		46.590		36.048	223.6		2:02.913	

8		Godas Team																		
lap	Sect-1	Speed	Sect-2	Speed	Sect-3	Speed	TopSpeed	laptime	pit	lap	Sect-1	Speed	Sect-2	Speed	Sect-3	Speed	Topspeed	laptime	pit	
1	Out		51.350		38.835	187.5		2:19.169		3	41.592		49.243		36.125	195.7		2:06.960		
2	43.140		47.726		36.335	195.7		2:07.201		4										

26		YAH0 Racing																	
lap	Sect-1	Speed	Sect-2	Speed	Sect-3	Speed	TopSpeed	laptime	pit	lap	Sect-1	Speed	Sect-2	Speed	Sect-3	Speed	Topspeed	laptime	pit
1	Out		52.943		40.167	200.0		2:21.380		4	7:30.266		46.547		35.743	205.7		8:52.556	P
2	42.810		48.182		36.573	208.1		2:07.565		5	40.737		46.167		35.783	210.5		2:02.687	
3	41.253		46.970		36.401	205.7		2:04.624		6	41.409		45.649		In			2:16.500	P

32		ARTINAR Racing																		
lap	Sect-1	Speed	Sect-2	Speed	Sect-3	Speed	TopSpeed	laptime	pit	lap	Sect-1	Speed	Sect-2	Speed	Sect-3	Speed	Topspeed	laptime	pit	
1	Out		51.258		38.114	206.9		2:20.465		4	7:22.788		46.783		36.069	209.3		8:45.640	P	
2	41.528		47.452		36.773	206.9		2:05.753		5	43.079		45.375		35.085	210.5		2:03.539		
3	41.509		46.061		36.017	208.1		2:03.587		6										

36		Team Jean-Luc																		
lap	Sect-1	Speed	Sect-2	Speed	Sect-3	Speed	TopSpeed	laptime	pit	lap	Sect-1	Speed	Sect-2	Speed	Sect-3	Speed	Topspeed	laptime	pit	
1	Out		52.012		38.791	197.8		2:18.189		3	42.111		50.967		35.945	198.9		2:09.023		
2	41.480		48.357		36.154	200.0		2:05.991		4										

38		BTT Racing																	
lap	Sect-1	Speed	Sect-2	Speed	Sect-3	Speed	TopSpeed	laptime	pit	lap	Sect-1	Speed	Sect-2	Speed	Sect-3	Speed	Topspeed	laptime	pit
1	Out		56.560		41.248	175.6		2:30.533		2	47.616		53.758		In			2:39.286	P

41		Rider-41																	
lap	Sect-1	Speed	Sect-2	Speed	Sect-3	Speed	TopSpeed	laptime	pit	lap	Sect-1	Speed	Sect-2	Speed	Sect-3	Speed	Topspeed	laptime	pit
1	Out		56.694		40.789	211.8		2:32.326		3	53.530		54.143		38.645	208.1		2:26.318	
2	47.048		52.807		38.537	216.9		2:18.392		4	9:57.217		51.142		In			11:38.393	P

47		Rider-47																	
lap	Sect-1	Speed	Sect-2	Speed	Sect-3	Speed	TopSpeed	laptime	pit	lap	Sect-1	Speed	Sect-2	Speed	Sect-3	Speed	Topspeed	laptime	pit

48		Rider-48																	
lap	Sect-1	Speed	Sect-2	Speed	Sect-3	Speed	TopSpeed	laptime	pit	lap	Sect-1	Speed	Sect-2	Speed	Sect-3	Speed	Topspeed	laptime	pit

59		Rider-59																	
lap	Sect-1	Speed	Sect-2	Speed	Sect-3	Speed	TopSpeed	laptime	pit	lap	Sect-1	Speed	Sect-2	Speed	Sect-3	Speed	Topspeed	laptime	pit
1	Out		50.711		39.380	189.5		8:29.064	P	2	43.683		49.628		38.715	189.5		2:12.026	

63		LDH Racing																	
lap	Sect-1	Speed	Sect-2	Speed	Sect-3	Speed	TopSpeed	laptime	pit	lap	Sect-1	Speed	Sect-2	Speed	Sect-3	Speed	Topspeed	laptime	pit
1	Out		50.846		38.891	187.5		9:17.577	P	2	42.121		49.557		In			2:24.269	P

70		Rider-70																	
lap	Sect-1	Speed	Sect-2	Speed	Sect-3	Speed	TopSpeed	laptime	pit	lap	Sect-1	Speed	Sect-2	Speed	Sect-3	Speed	Topspeed	laptime	pit

83		JE Racing																	
lap	Sect-1	Speed	Sect-2	Speed	Sect-3	Speed	TopSpeed	laptime	pit	lap	Sect-1	Speed	Sect-2	Speed	Sect-3	Speed	Topspeed	laptime	pit
1	Out		46.196		35.557	218.2		2:09.160		2	40.309		48.737		34.862	215.6		2:03.908	

Vrij rijden 2017-10-05
ALLE RONDETIJDEN OP WWW.RACERESULTS.NU

Groep 1
Laps and Sector Times - Sessie 4

5 October 2017
Zolder - 4000 mtr.

96		Rider-96																	
lap	Sect-1	Speed	Sect-2	Speed	Sect-3	Speed	TopSpeed	laptime	pit	lap	Sect-1	Speed	Sect-2	Speed	Sect-3	Speed	Topspeed	laptime	pit

100		Moto Seynaeve																		
lap	Sect-1	Speed	Sect-2	Speed	Sect-3	Speed	TopSpeed	laptime	pit	lap	Sect-1	Speed	Sect-2	Speed	Sect-3	Speed	Topspeed	laptime	pit	
1	Out		50.690		36.731	230.8		2:15.747		3	40.612		45.673		In			2:16.405	P	
2	41.008		46.440		34.170	229.3		2:01.618		4										

122		TEAM DR Racing																		
lap	Sect-1	Speed	Sect-2	Speed	Sect-3	Speed	TopSpeed	laptime	pit	lap	Sect-1	Speed	Sect-2	Speed	Sect-3	Speed	Topspeed	laptime	pit	
1	Out		56.316		43.141	201.1		2:35.962		4	6:07.797		51.114		38.955	203.4		7:37.866	P	
2	46.640		52.560		41.841	177.3		2:21.041		5	45.662		50.383		In			2:34.524	P	
3	46.535		54.448		40.027	186.5		2:21.010		6										

141		Van Puymbroeck Racing																		
lap	Sect-1	Speed	Sect-2	Speed	Sect-3	Speed	TopSpeed	laptime	pit	lap	Sect-1	Speed	Sect-2	Speed	Sect-3	Speed	Topspeed	laptime	pit	
1	Out		50.380		39.089	204.5		2:19.779		4	7:58.922		46.975		35.788	210.5		9:21.685	P	
2	42.341		46.816		35.446	206.9		2:04.603		5	41.184		46.199		34.955	206.9		2:02.338		
3	40.313		44.896		35.184	208.1		2:00.393		6										

158		HRT																	
lap	Sect-1	Speed	Sect-2	Speed	Sect-3	Speed	TopSpeed	laptime	pit	lap	Sect-1	Speed	Sect-2	Speed	Sect-3	Speed	Topspeed	laptime	pit
1	Out		47.252		36.834	205.7		2:07.601		3	7:07.051		46.710		35.041	213.0		8:28.802	P
2	40.287		45.972		35.873	206.9		2:02.132		4	42.546		45.694		35.808	213.0		2:04.048	

199		Go-Tech & Strada 1																	
lap	Sect-1	Speed	Sect-2	Speed	Sect-3	Speed	TopSpeed	laptime	pit	lap	Sect-1	Speed	Sect-2	Speed	Sect-3	Speed	Topspeed	laptime	pit
1	Out		49.978		36.665	214.3		2:13.639		2	40.500		47.158		35.964	206.9		2:03.622	

222		Lighting Racing																		
lap	Sect-1	Speed	Sect-2	Speed	Sect-3	Speed	TopSpeed	laptime	pit	lap	Sect-1	Speed	Sect-2	Speed	Sect-3	Speed	Topspeed	laptime	pit	
1	Out		52.558		40.082	196.7		2:22.902		3	42.431		49.215		38.508	195.7		2:10.154		
2	44.955		50.706		38.640	195.7		2:14.301		4										

299		Go-Tech& Strada 2																	
lap	Sect-1	Speed	Sect-2	Speed	Sect-3	Speed	TopSpeed	laptime	pit	lap	Sect-1	Speed	Sect-2	Speed	Sect-3	Speed	Topspeed	laptime	pit
1	Out		53.251		39.894	197.8		2:25.187		3	8:52.942		47.955		36.909	208.1		10:17.806	P
2	44.460		49.364		38.561	203.4		2:12.385		4	41.395		46.551		In			2:16.586	P

465		Chargebuze Racing Team																		
lap	Sect-1	Speed	Sect-2	Speed	Sect-3	Speed	TopSpeed	laptime	pit	lap	Sect-1	Speed	Sect-2	Speed	Sect-3	Speed	Topspeed	laptime	pit	
1	Out		48.375		35.877	208.1		2:09.733		4	7:32.346		45.711		35.030	213.0		8:53.087	P	
2	39.932		45.878		34.482	213.0		2:00.292		5	40.303		44.018		33.337	213.0		1:57.658		
3	39.646		44.221		33.755	211.8		1:57.622		6										

723		Mad Men Racing																	
lap	Sect-1	Speed	Sect-2	Speed	Sect-3	Speed	TopSpeed	laptime	pit	lap	Sect-1	Speed	Sect-2	Speed	Sect-3	Speed	Topspeed	laptime	pit
1	Out		53.515		39.482	219.5		2:22.349		4	7:55.389		46.964		36.581	225.0		9:18.934	P
2	40.502		45.772		34.630	225.0		2:00.904		5	40.763		46.568		35.281	218.2		2:02.612	
3	38.877		43.743		33.952	227.8		1:56.572		6	39.513		45.620		In			2:16.151	P

Vrij rijden 2017-10-05
 ALLE RONDETIJDEN OP WWW.RACERESULTS.NU

Groep 1
 Result of Sessie 5

5 October 2017
 Zolder - 4000 mtr.

Pos	Nbr	Name	Cls	PIC	Fastest	In	Gap	Diff	Laps	Km/h
1	465	Chargebuze Racing Team	SS	1	1:49.693	3			8	131.28
2	83	JE Racing	SS	2	1:51.022	1	1.329	1.329	3	129.70
3	7238	Mad Men Racing	SB	1	1:52.497	1	2.804	1.475	5	128.00
4	22	Thunder Racing	SB	2	1:53.406	5	3.713	0.909	6	126.98
5	32	ARTINAR Racing	SS	3	1:53.677	5	3.984	0.271	6	126.67
6	36	Team Jean-Luc	SS	4	1:54.813	3	5.120	1.136	4	125.42
7	5	Team 5777	SS	5	1:55.311	5	5.618	0.498	6	124.88
8	93	CBS Team	SB	3	1:56.071	5	6.378	0.760	7	124.06
9	100	Moto Seynaeve	SS	6	1:56.570	4	6.877	0.499	5	123.53
10	26	YAHOO Racing	SB	4	1:56.908	4	7.215	0.338	6	123.17
11	141	Van Puymbroeck Racing	SB	5	1:59.930	4	10.237	3.022	6	120.07
12	12	FMD Motors	SB	6	2:00.131	3	10.438	0.201	4	119.87
13	8	Godas Team	SS	7	2:01.861	3	12.168	1.730	4	118.17
14	59	Rider-59	MS	1	2:02.218	6	12.525	0.357	7	117.82
15	122	TEAM DR Racing	SB	7	2:02.351	8	12.658	0.133	9	117.69
16	86	Possen Racing	SS	8	2:02.832	2	13.139	0.481	3	117.23
17	38	BTT Racing	SS	9	2:04.073	8	14.380	1.241	9	116.06
18	63	LDH Racing	SS	10	2:04.247	5	14.554	0.174	6	115.90
19	41	Rider-41	MS	2	2:04.725	8	15.032	0.478	9	115.45
20	158	HRT	SS	11	2:05.261	2	15.568	0.536	3	114.96
21	132	MTC Racing	SS	12	2:09.273	4	19.580	4.012	5	111.39
22	222	Lighting Racing	SS	13					1	0.00

Fastest time : 1:49.693 in lap 3 by nbr. 465 : Chargebuze Racing Team ()

Publication-time

Results and Laptimes : www.getraceresults.com

Timekeeping by : RSTime by Timeservice.nl

Clerk of the Course

Steward

Timekeeper



Vrij rijden 2017-10-05
ALLE RONDETIJDEN OP WWW.RACERESULTS.NU

Groep 1
Laptimes - Sessie 5

5 October 2017
Zolder - 4000 mtr.

Nbr	Name / Team name	1	2	3	4	5	6	7	8	9	10	11	12	13	14	15
5	Team 5777	2:34.415	5:44.684	1:58.980	1:55.913	1:55.311	2:08.351									
8	Godas Team	2:16.314	2:03.392	2:01.861	2:12.438											
12	FMD Motors	2:09.381	2:01.169	2:00.131	2:22.700											
22	Thunder Racing	2:15.798	2:00.114	1:57.201	1:53.953	1:53.406	2:18.529									
26	YAH0 Racing	2:25.005	2:21.666	4:17.837	1:56.908	1:58.740	2:17.710									
32	ARTINAR Racing	2:13.915	2:02.603	1:57.290	1:55.115	1:53.677	2:10.031									
36	Team Jean-Luc	2:01.501	1:59.492	1:54.813	2:12.304											
38	BTT Racing	2:26.051	2:12.597	2:11.254	2:10.651	2:08.723	2:06.722	2:05.997	2:04.073	2:20.447						
41	Rider-41	2:23.638	2:14.596	2:09.885	2:07.789	2:07.125	2:06.177	2:05.744	2:04.725	2:20.001						
59	Rider-59	2:19.644	2:17.103	3:33.157	2:05.977	2:06.624	2:02.218	2:17.003								
63	LDH Racing	2:24.138	2:12.701	2:09.549	2:08.133	2:04.247	2:20.236									
83	JE Racing	1:51.022	1:51.113	2:01.669												
86	Possen Racing	2:20.330	2:02.832	2:18.895												
93	CBS Team	2:19.415	2:00.485	1:58.939	1:57.168	1:56.071	1:56.685	2:10.222								
100	Moto Seynaeve	2:08.942	1:59.466	1:57.858	1:56.570	2:12.729										
122	TEAM DR Racing	2:21.225	2:11.177	2:08.690	2:04.996	2:04.294	2:03.297	2:02.978	2:02.351	2:20.088						
132	MTC Racing	2:13.813	2:10.693	2:09.990	2:09.273	2:18.156										
141	Van Puybroeck Racing	2:18.604	2:02.314	1:59.955	1:59.930	2:00.170	2:16.019									
158	HRT	2:22.041	2:05.261	2:17.422												
222	Lighting Racing	2:38.858														
465	Chargebuze Racing Team	2:00.220	1:50.728	1:49.693	1:50.030	2:07.062	6:00.405	1:51.315	2:01.198							
'238	Mad Men Racing	1:52.497	2:04.444	3:09.511	1:56.038	2:11.862										

Vrij rijden 2017-10-05
 ALLE RONDETIJDEN OP WWW.RACERESULTS.NU

Groep 1
 Sector analyse - Sessie 5

5 October 2017
 Zolder - 4000 mtr.

Pos	Nbr	Name / Team name	Sector 1			Sector 2			Sector 3			Theoretical best	Actual best	In
			time	Lap	pos	time	Lap	pos	time	Lap	pos			
1	465	Chargebuze Racing Team	35.813	8	1	40.089	8	1	32.032	7	1	1:47.934	1:49.693	3
2	83	JE Racing	36.215	2	2	42.008	2	2	32.233	1	2	1:50.456	1:51.022	1
3	7238	Mad Men Racing	36.527	1	3	42.815	1	5	33.155	1	3	1:52.497	1:52.497	1
4	22	Thunder Racing	37.249	5	5	42.553	5	4	33.604	5	5	1:53.406	1:53.406	5
5	32	ART INARacing	37.822	5	9	42.273	4	3	33.508	5	4	1:53.603	1:53.677	5
6	36	TeamJean-Luc	37.580	3	6	43.313	3	6	33.920	3	8	1:54.813	1:54.813	3
7	5	Team5777	37.805	5	8	43.790	4	7	33.615	5	6	1:55.210	1:55.311	5
8	93	CBS Team	37.193	6	4	44.510	7	11	34.254	5	9	1:55.957	1:56.071	5
9	100	Moto Seynaeve	38.748	5	10	44.038	4	9	33.738	4	7	1:56.524	1:56.570	4
10	26	YAHOO Racing	37.616	6	7	43.946	4	8	34.605	5	11	1:56.167	1:56.908	4
11	141	Van Puymbroeck Racing	39.216	5	12	44.761	3	12	34.774	2	12	1:58.751	1:59.930	4
12	12	FMDMotors	39.520	4	13	45.115	4	13	34.585	3	10	1:59.220	2:00.131	3
13	8	Godas Team	39.043	4	11	44.346	4	10	34.929	3	13	1:58.318	2:01.861	3
14	59	Rider-59	40.844	6	18	45.554	7	14	35.403	6	14	2:01.801	2:02.218	6
15	122	TEAM DR Racing	40.381	6	16	45.901	8	15	35.994	5	16	2:02.276	2:02.351	8
16	86	Possen Racing	40.118	3	14	46.111	2	16	36.167	2	17	2:02.396	2:02.832	2
17	38	BTT Racing	40.998	8	19	46.240	9	17	36.545	8	20	2:03.783	2:04.073	8
18	63	LDH Racing	40.358	5	15	47.548	5	20	36.341	5	18	2:04.247	2:04.247	5
19	41	Rider-41	41.571	9	20	46.875	8	18	35.637	8	15	2:04.083	2:04.725	8
20	158	HRT	40.685	3	17	47.506	2	19	36.481	2	19	2:04.672	2:05.261	2
21	132	MTC Racing	41.781	5	21	49.349	4	21	37.687	4	21	2:08.817	2:09.273	4
22	222	Lighting Racing				56.119	1	22						

Vrij rijden 2017-10-05
ALLE RONDETIJDEN OP WWW.RACERESULTS.NU

Groep 1

5 October 2017

Laps and Sector Times - Sessie 5

Zolder - 4000 mtr.

5		Team 5777																	
lap	Sect-1	Speed	Sect-2	Speed	Sect-3	Speed	TopSpeed	laptime	pit	lap	Sect-1	Speed	Sect-2	Speed	Sect-3	Speed	Topspeed	laptime	pit
1	Out		50.025		In			2:34.415	P	4	37.985		43.790		34.138	204.5		1:55.913	
2	Out		47.010		35.239	203.4		5:44.684	P	5	37.805		43.891		33.615	205.7		1:55.311	
3	39.620		44.954		34.406	205.7		1:58.980		6	38.676		43.808		In			2:08.351	P

8		Godas Team																	
lap	Sect-1	Speed	Sect-2	Speed	Sect-3	Speed	TopSpeed	laptime	pit	lap	Sect-1	Speed	Sect-2	Speed	Sect-3	Speed	Topspeed	laptime	pit
1	Out		51.249		37.999	197.8		2:16.314		3	39.949		46.983		34.929	200.0		2:01.861	
2	40.064		46.465		36.863	184.6		2:03.392		4	39.043		44.346		In			2:12.438	P

12		FMD Motors																	
lap	Sect-1	Speed	Sect-2	Speed	Sect-3	Speed	TopSpeed	laptime	pit	lap	Sect-1	Speed	Sect-2	Speed	Sect-3	Speed	Topspeed	laptime	pit
1	Out		47.959		35.712	222.2		2:09.381		3	40.222		45.324		34.585	225.0		2:00.131	
2	40.212		45.376		35.581	215.6		2:01.169		4	39.520		45.115		In			2:22.700	P

22		Thunder Racing																	
lap	Sect-1	Speed	Sect-2	Speed	Sect-3	Speed	TopSpeed	laptime	pit	lap	Sect-1	Speed	Sect-2	Speed	Sect-3	Speed	Topspeed	laptime	pit
1	Out		51.114		39.626	210.5		2:15.798		4	37.548		42.766		33.639	222.2		1:53.953	
2	39.497		45.377		35.240	220.9		2:00.114		5	37.249		42.553		33.604	222.2		1:53.406	
3	38.733		44.071		34.397	225.0		1:57.201		6	40.837		48.680		In			2:18.529	P

26		YAHOO Racing																	
lap	Sect-1	Speed	Sect-2	Speed	Sect-3	Speed	TopSpeed	laptime	pit	lap	Sect-1	Speed	Sect-2	Speed	Sect-3	Speed	Topspeed	laptime	pit
1	Out		52.860		39.595	192.5		2:25.005		4	38.288		43.946		34.674	215.6		1:56.908	
2	43.259		47.924		In			2:21.666	P	5	38.483		45.652		34.605	215.6		1:58.740	
3	Out		44.413		34.719	215.6		4:17.837	P	6	37.616		43.952		In			2:17.710	P

32		ARTINAR Racing																	
lap	Sect-1	Speed	Sect-2	Speed	Sect-3	Speed	TopSpeed	laptime	pit	lap	Sect-1	Speed	Sect-2	Speed	Sect-3	Speed	Topspeed	laptime	pit
1	Out		47.799		39.910	211.8		2:13.915		4	38.662		42.273		34.180	214.3		1:55.115	
2	39.723		47.293		35.587	213.0		2:02.603		5	37.822		42.347		33.508	213.0		1:53.677	
3	38.660		44.157		34.473	214.3		1:57.290		6	38.512		43.357		In			2:10.031	P

36		Team Jean-Luc																	
lap	Sect-1	Speed	Sect-2	Speed	Sect-3	Speed	TopSpeed	laptime	pit	lap	Sect-1	Speed	Sect-2	Speed	Sect-3	Speed	Topspeed	laptime	pit
1	39.564		45.985		35.952	206.9		2:01.501		3	37.580		43.313		33.920	208.1		1:54.813	
2	40.619		44.373		34.500	209.3		1:59.492		4	38.897		45.230		In			2:12.304	P

38		BTT Racing																	
lap	Sect-1	Speed	Sect-2	Speed	Sect-3	Speed	TopSpeed	laptime	pit	lap	Sect-1	Speed	Sect-2	Speed	Sect-3	Speed	Topspeed	laptime	pit
1	Out		53.582		40.622	182.7		2:26.051		6	42.519		47.526		36.677	183.7		2:06.722	
2	43.662		50.201		38.734	182.7		2:12.597		7	42.098		46.879		37.020	184.6		2:05.997	
3	43.962		49.370		37.922	184.6		2:11.254		8	40.998		46.530		36.545	183.7		2:04.073	
4	43.493		49.038		38.120	181.8		2:10.651		9	41.168		46.240		In			2:20.447	P
5	43.156		47.946		37.621	181.8		2:08.723		10									

41		Rider -41																	
lap	Sect-1	Speed	Sect-2	Speed	Sect-3	Speed	TopSpeed	laptime	pit	lap	Sect-1	Speed	Sect-2	Speed	Sect-3	Speed	Topspeed	laptime	pit
1	Out		51.968		40.083	197.8		2:23.638		6	41.935		47.740		36.502	213.0		2:06.177	
2	44.854		50.495		39.247	206.9		2:14.596		7	42.320		47.572		35.852	215.6		2:05.744	
3	43.557		49.129		37.199	215.6		2:09.885		8	42.213		46.875		35.637	214.3		2:04.725	
4	42.693		48.579		36.517	216.9		2:07.789		9	41.571		47.002		In			2:20.001	P
5	42.715		48.309		36.101	214.3		2:07.125		10									

59		Rider -59																	
lap	Sect-1	Speed	Sect-2	Speed	Sect-3	Speed	TopSpeed	laptime	pit	lap	Sect-1	Speed	Sect-2	Speed	Sect-3	Speed	Topspeed	laptime	pit
1	Out		50.270		38.989	192.5		2:19.644		5	42.730		48.057		35.837	197.8		2:06.624	
2	42.836		48.527		In			2:17.103	P	6	40.844		45.971		35.403	200.0		2:02.218	
3	Out		48.452		37.693	201.1		3:33.157	P	7	40.890		45.554		In			2:17.003	P
4	41.704		48.136		36.137	194.6		2:05.977		8									

Vrij rijden 2017-10-05
ALLE RONDETIJDEN OP WWW.RACERESULTS.NU

Groep 1
Laps and Sector Times - Sessie 5

5 October 2017
Zolder - 4000 mtr.

63		LDH Racing																	
lap	Sect-1	Speed	Sect-2	Speed	Sect-3	Speed	TopSpeed	laptime	pit	lap	Sect-1	Speed	Sect-2	Speed	Sect-3	Speed	Topspeed	laptime	pit
1	Out		53.131		40.487	183.7		2:24.138		4	41.792		48.819		37.522	194.6		2:08.133	
2	43.482		50.721		38.498	182.7		2:12.701		5	<u>40.358</u>		<u>47.548</u>		<u>36.341</u>	191.5		<u>2:04.247</u>	
3	41.737		49.137		38.675	188.5		2:09.549		6	40.846		48.981		In			2:20.236	P

83		JE Racing																	
lap	Sect-1	Speed	Sect-2	Speed	Sect-3	Speed	TopSpeed	laptime	pit	lap	Sect-1	Speed	Sect-2	Speed	Sect-3	Speed	Topspeed	laptime	pit
1	36.772		42.017		<u>32.233</u>	219.5		<u>1:51.022</u>		3	36.705		44.007		In			2:01.669	P
2	<u>36.215</u>		<u>42.008</u>		32.890	219.5		1:51.113		4									

86		Possen Racing																	
lap	Sect-1	Speed	Sect-2	Speed	Sect-3	Speed	TopSpeed	laptime	pit	lap	Sect-1	Speed	Sect-2	Speed	Sect-3	Speed	Topspeed	laptime	pit
1	Out		50.284		37.964	201.1		2:20.330		3	<u>40.118</u>		47.621		In			2:18.895	P
2	40.554		46.111		<u>36.167</u>	208.1		<u>2:02.832</u>		4									

93		CBS Team																	
lap	Sect-1	Speed	Sect-2	Speed	Sect-3	Speed	TopSpeed	laptime	pit	lap	Sect-1	Speed	Sect-2	Speed	Sect-3	Speed	Topspeed	laptime	pit
1	Out		50.545		37.786	214.3		2:19.415		5	37.265		44.552		<u>34.254</u>	222.2		<u>1:56.071</u>	
2	40.262		45.344		34.879	222.2		2:00.485		6	<u>37.193</u>		44.896		34.596	220.9		1:56.685	
3	37.433		46.565		34.941	214.3		1:58.939		7	37.437		<u>44.510</u>		In			2:10.222	P
4	37.857		44.776		34.535	220.9		1:57.168		8									

100		Moto Seynaeve																	
lap	Sect-1	Speed	Sect-2	Speed	Sect-3	Speed	TopSpeed	laptime	pit	lap	Sect-1	Speed	Sect-2	Speed	Sect-3	Speed	Topspeed	laptime	pit
1	Out		47.247		34.953	225.0		2:08.942		4	38.794		<u>44.038</u>		<u>33.738</u>	220.9		<u>1:56.570</u>	
2	40.552		44.950		33.964	222.2		1:59.466		5	<u>38.748</u>		45.043		In			2:12.729	P
3	39.259		44.313		34.286	227.8		1:57.858		6									

122		TEAM DR Racing																	
lap	Sect-1	Speed	Sect-2	Speed	Sect-3	Speed	TopSpeed	laptime	pit	lap	Sect-1	Speed	Sect-2	Speed	Sect-3	Speed	Topspeed	laptime	pit
1	Out		51.230		38.699	195.7		2:21.225		6	<u>40.381</u>		46.679		36.237	210.5		2:03.297	
2	44.005		49.505		37.667	209.3		2:11.177		7	40.840		46.138		36.000	214.3		2:02.978	
3	43.291		48.303		37.096	216.9		2:08.690		8	40.396		<u>45.901</u>		36.054	209.3		<u>2:02.351</u>	
4	41.699		47.010		36.287	214.3		2:04.996		9	40.778		46.227		In			2:20.088	P
5	41.257		47.043		<u>35.994</u>	215.6		2:04.294		10									

132		MTC Racing																	
lap	Sect-1	Speed	Sect-2	Speed	Sect-3	Speed	TopSpeed	laptime	pit	lap	Sect-1	Speed	Sect-2	Speed	Sect-3	Speed	Topspeed	laptime	pit
1	42.479		52.026		39.308	186.5		2:13.813		4	42.237		<u>49.349</u>		<u>37.687</u>	190.5		<u>2:09.273</u>	
2	42.078		50.374		38.241	196.7		2:10.693		5	<u>41.781</u>		50.320		In			2:18.156	P
3	42.147		49.874		37.969	191.5		2:09.990		6									

141		Van Puymbroeck Racing																	
lap	Sect-1	Speed	Sect-2	Speed	Sect-3	Speed	TopSpeed	laptime	pit	lap	Sect-1	Speed	Sect-2	Speed	Sect-3	Speed	Topspeed	laptime	pit
1	Out		51.878		36.729	197.8		2:18.604		4	39.725		45.323		34.882	201.1		<u>1:59.930</u>	
2	41.665		45.875		<u>34.774</u>	190.5		2:02.314		5	<u>39.216</u>		45.629		35.325	192.5		2:00.170	
3	39.640		<u>44.761</u>		35.554	204.5		1:59.955		6	40.261		45.654		In			2:16.019	P

158		HRT																	
lap	Sect-1	Speed	Sect-2	Speed	Sect-3	Speed	TopSpeed	laptime	pit	lap	Sect-1	Speed	Sect-2	Speed	Sect-3	Speed	Topspeed	laptime	pit
1	Out		54.343		38.977	211.8		2:22.041		3	<u>40.685</u>		48.919		In			2:17.422	P
2	41.274		<u>47.506</u>		<u>36.481</u>	215.6		<u>2:05.261</u>		4									

222		Lighting Racing																	
lap	Sect-1	Speed	Sect-2	Speed	Sect-3	Speed	TopSpeed	laptime	pit	lap	Sect-1	Speed	Sect-2	Speed	Sect-3	Speed	Topspeed	laptime	pit
1	Out		<u>56.119</u>		In			2:38.858	P	2									

465		Chargebuze Racing Team																	
lap	Sect-1	Speed	Sect-2	Speed	Sect-3	Speed	TopSpeed	laptime	pit	lap	Sect-1	Speed	Sect-2	Speed	Sect-3	Speed	Topspeed	laptime	pit
1	Out		44.935		33.515	213.0		2:00.220		5	36.249		40.581		In			2:07.062	P
2	36.415		41.703		32.610	213.0		1:50.728		6	Out		42.037		32.057	218.2		6:00.405	P

Vrij rijden 2017-10-05
 ALLE RONDETIJDEN OP WWW.RACERESULTS.NU

Groep 1

5 October 2017

Laps and Sector Times - Sessie 5

Zolder - 4000 mtr.

3	36.067	41.092	32.534	215.6	<u>1:49.693</u>	7	37.783	41.500	<u>32.032</u>	216.9	1:51.315
4	36.060	41.286	32.684	216.9	1:50.030	8	<u>35.813</u>	<u>40.089</u>	In		2:01.198 P

123 o		Mad Men Racing																	
lap	Sect-1	Speed	Sect-2	Speed	Sect-3	Speed	TopSpeed	laptime	pit	lap	Sect-1	Speed	Sect-2	Speed	Sect-3	Speed	Topspeed	laptime	pit
1	<u>36.527</u>		<u>42.815</u>		<u>33.155</u>	223.6		<u>1:52.497</u>		4	38.058		44.317		33.663	229.3		1:56.038	
2	36.826		43.252		In			2:04.444 P		5	37.908		44.496		In			2:11.862 P	
3	Out		47.526		36.231	226.4		3:09.511 P		6									

Vrij rijden 2017-10-05
 ALLE RONDETIJDEN OP WWW.RACERESULTS.NU

Groep 1
 Result of Sessies Combo

5 October 2017
 Zolder - 4000 mtr.


Pos	Nbr	Name	Cls	PIC	Fastest	In	Gap	Diff	Laps	Km/h
1	465	Chargebuze Racing Team	SS	1	1:49.693	30			35	131.28
2	83	JE Racing	SS	2	1:51.022	13	1.329	1.329	15	129.70
3	7238	Mad Men Racing	SB	1	1:52.497	32	2.804	1.475	36	128.00
4	22	Thunder Racing	SB	2	1:52.557	3	2.864	0.060	21	127.94
5	32	ARTINAR Racing	SS	3	1:53.677	25	3.984	1.120	26	126.67
6	36	Team Jean-Luc	SS	4	1:54.813	26	5.120	1.136	27	125.42
7	158	HRT	SS	5	1:55.230	3	5.537	0.417	29	124.97
8	5	Team 5777	SS	6	1:55.311	26	5.618	0.081	27	124.88
9	93	CBS Team	SB	3	1:56.071	14	6.378	0.760	16	124.06
10	100	Moto Seynaeve	SS	7	1:56.570	21	6.877	0.499	22	123.53
11	26	YAH0 Racing	SB	4	1:56.908	30	7.215	0.338	32	123.17
12	122	TEAM DR Racing	SB	5	1:57.461	5	7.768	0.553	28	122.59
13	199	Go-Tech & Strada 1	SB	6	1:57.749	2	8.056	0.288	23	122.29
14	141	Van Puymbroeck Racing	SB	7	1:59.930	21	10.237	2.181	23	120.07
15	12	FMD Motors	SB	8	2:00.131	19	10.438	0.201	20	119.87
16	222	Lighting Racing	SS	8	2:01.418	14	11.725	1.287	21	118.60
17	86	Possen Racing	SS	9	2:01.700	13	12.007	0.282	18	118.32
18	8	Godas Team	SS	10	2:01.861	26	12.168	0.161	27	118.17
19	38	BTT Racing	SS	11	2:02.712	3	13.019	0.851	15	117.35
20	63	LDH Racing	SS	12	2:04.247	21	14.554	1.535	22	115.90
21	132	MTC Racing	SS	13	2:09.273	10	19.580	5.026	11	111.39
22	299	Go-Tech& Strada 2	SS	14	2:11.418	8	21.725	2.145	14	109.57

Fastest time : 1:49.693 in lap 30 by nbr. 465 : Chargebuze Racing Team ()

Publication-time

Results and Laptimes : www.getraceresults.com

Timekeeping by : RSTime by Timeservice.nl

Clerk of the Course	Steward	Timekeeper	
Page 1 of 1	Results remain provisional pending technical examination and decisions from the stewards of the meeting		