

Vrij rijden 2017-08-11
 ALLE RONDETIJDEN OP WWW.RACERESULTS.NU

Minder Snel
 Result of Sessie 1

11 August 2017
 Zolder - 4000 mtr.


Pos	Nbr	Name	Fastest	In	Gap	Diff	Laps	Km/h
1	11	Rider 11	2:22.463	4			6	101.08
2	27	Rider 27	2:22.756	4	0.293	0.293	6	100.87
3	25	Rider 25	2:25.975	5	3.512	3.219	6	98.65
4	10	Rider 10	2:27.540	4	5.077	1.565	5	97.60
5	3	Rider 3	2:29.588	2	7.125	2.048	3	96.26
6	33	Rider 33	2:29.606	4	7.143	0.018	4	96.25
7	35	Rider 35	2:31.547	5	9.084	1.941	6	95.02
8	46	Rider 46	2:32.398	4	9.935	0.851	6	94.49
9	51	Rider 51	2:34.093	5	11.630	1.695	6	93.45
10	55	Rider 55	2:34.566	5	12.103	0.473	6	93.16
11	24	Rider 24	2:35.828	4	13.365	1.262	5	92.41
12	12	Rider 12	2:36.319	3	13.856	0.491	3	92.12
13	48	Rider 48	2:36.543	5	14.080	0.224	6	91.99
14	61	Rider 61	2:36.561	2	14.098	0.018	4	91.98
15	16	Rider 16	2:36.616	5	14.153	0.055	6	91.94
16	5	Rider 5	2:37.256	4	14.793	0.640	4	91.57
17	4	Rider 4	2:37.348	4	14.885	0.092	4	91.52
18	1	Rider 1	2:37.782	4	15.319	0.434	4	91.27
19	57	Rider 57	2:38.576	2	16.113	0.794	2	90.81
20	54	Rider 54	2:38.878	5	16.415	0.302	6	90.64
21	36	Rider 36	2:40.035	4	17.572	1.157	5	89.98
22	17	Rider 17	2:40.360	4	17.897	0.325	5	89.80
23	60	Rider 60	2:40.931	3	18.468	0.571	3	89.48
24	39	Rider 39	2:41.266	4	18.803	0.335	5	89.29
25	53	Rider 53	2:41.935	5	19.472	0.669	5	88.92
26	32	Rider 32	2:42.576	5	20.113	0.641	5	88.57
27	18	Rider 18	2:43.471	5	21.008	0.895	5	88.09
28	47	Rider 47	2:44.429	2	21.966	0.958	2	87.58
29	30	Rider 30	2:44.538	5	22.075	0.109	5	87.52
30	29	Rider 29	2:47.673	4	25.210	3.135	4	85.88
31	58	Rider 58	2:51.487	4	29.024	3.814	5	83.97
32	59	Rider 59	2:51.996	3	29.533	0.509	3	83.72
33	64	Rider 64	2:58.809	2	36.346	6.813	2	80.53
34	41	Rider 41	3:09.101	3	46.638	10.292	4	76.15
35	50	Rider 50					3	0.00
36	9	Rider 9					1	0.00
37	49	Rider 49					1	0.00

Fastest time : 2:22.463 in lap 4 by nbr. 11 : Rider 11 ()

Publication-time

Results: raceresults.nu

Timekeeping by : RSTime by Timeservice.nl

Clerk of the Course	Steward	Timekeeper	
		Floortje Snoek	
Page 1 of 1	Results remain provisional pending technical examination and decisions from the stewards of the meeting		

Vrij rijden 2017-08-11
ALLE RONDETIJDEN OP WWW.RACERESULTS.NU

Minder Snel
Sector analyse - Sessie 1

11 August 2017
Zolder - 4000 mtr.

Pos	Nbr	Name / Team name	Sector 1			Sector 2			Sector 3			Theoretical best	Actual best	In
			time	Lap	pos	time	Lap	pos	time	Lap	pos			
1	11	Rider 11	45.629	4	1	54.120	4	5	41.260	5	3	2:21.009	2:22.463	4
2	27	Rider 27	46.554	5	2	55.064	4	8	39.394	4	1	2:21.012	2:22.756	4
3	25	Rider 25	48.682	6	4	53.375	6	2	41.499	5	4	2:23.556	2:25.975	5
4	10	Rider 10	47.993	4	3	55.948	5	10	41.727	4	5	2:25.668	2:27.540	4
5	3	Rider 3	52.369	3	18	53.847	2	3	41.044	2	2	2:27.260	2:29.588	2
6	33	Rider 33	49.907	5	7	55.025	5	7	42.953	4	9	2:27.885	2:29.606	4
7	35	Rider 35	52.208	6	16	56.052	6	11	42.661	5	8	2:30.921	2:31.547	5
8	46	Rider 46	51.183	6	10	56.396	5	12	43.302	4	11	2:30.881	2:32.398	4
9	51	Rider 51	51.164	6	9	53.955	6	4	43.689	3	13	2:28.808	2:34.093	5
10	55	Rider 55	52.228	6	17	57.543	5	15	42.485	5	7	2:32.256	2:34.566	5
11	24	Rider 24	49.373	6	6	55.682	6	9	44.778	5	17	2:29.833	2:35.828	4
12	12	Rider 12	50.589	4	8	58.307	3	17	44.569	3	15	2:33.465	2:36.319	3
13	48	Rider 48	51.240	5	11	57.583	6	16	43.667	3	12	2:32.490	2:36.543	5
14	61	Rider 61	53.106	2	21	56.709	4	13	44.729	1	16	2:34.544	2:36.561	2
15	16	Rider 16	49.220	6	5	53.190	6	1	42.994	3	10	2:25.404	2:36.616	5
16	5	Rider 5	51.261	4	12	59.098	5	23	44.906	4	20	2:35.265	2:37.256	4
17	4	Rider 4	51.473	4	13	58.772	5	20	44.892	4	19	2:35.137	2:37.348	4
18	1	Rider 1	51.978	4	15	58.598	5	18	45.207	4	23	2:35.783	2:37.782	4
19	57	Rider 57	53.091	3	20	58.970	2	22	45.307	1	25	2:37.368	2:38.576	2
20	54	Rider 54	53.539	6	23	57.400	6	14	44.338	5	14	2:35.277	2:38.878	5
21	36	Rider 36	53.705	5	25	58.667	3	19	45.413	3	26	2:37.785	2:40.035	4
22	17	Rider 17	53.406	4	22	1:01.244	4	31	45.049	3	21	2:39.699	2:40.360	4
23	60	Rider 60	55.656	2	30	59.789	3	27	44.890	3	18	2:40.335	2:40.931	3
24	39	Rider 39	51.559	6	14	1:00.046	6	28	45.158	5	22	2:36.763	2:41.266	4
25	53	Rider 53	55.307	6	29	1:00.438	5	29	45.957	5	29	2:41.702	2:41.935	5
26	32	Rider 32	53.634	6	24	59.119	6	24	45.428	5	27	2:38.181	2:42.576	5
27	18	Rider 18	54.518	6	27	59.161	6	25	46.739	5	30	2:40.418	2:43.471	5
28	47	Rider 47	53.930	3	26	58.898	3	21	45.291	2	24	2:38.119	2:44.429	2
29	30	Rider 30	54.843	6	28	1:00.639	6	30	47.310	5	31	2:42.792	2:44.538	5
30	29	Rider 29	56.279	5	32	1:02.286	5	32	45.806	3	28	2:44.371	2:47.673	4
31	58	Rider 58	55.781	6	31	1:03.457	5	34	50.484	4	35	2:49.722	2:51.487	4
32	59	Rider 59	56.553	4	33	1:06.063	3	36	48.494	3	32	2:51.110	2:51.996	3
33	64	Rider 64	56.915	3	34	1:06.392	3	37	51.727	2	37	2:55.034	2:58.809	2
34	41	Rider 41	1:01.718	4	35	1:05.456	4	35	51.574	3	36	2:58.748	3:09.101	3
35	50	Rider 50	1:03.976	3	36	1:02.334	2	33	48.925	2	33	2:55.235		
36	9	Rider 9				54.294	1	6	41.797	1	6			
37	49	Rider 49	52.879	2	19	59.264	2	26	50.411	1	34	2:42.554		

Vrij rijden 2017-08-11
 ALLE RONDETIJDEN OP WWW.RACERESULTS.NU

Minder Snel
 Result of Sessie 2

11 August 2017
 Zolder - 4000 mtr.


Pos	Nbr	Name	Fastest	In	Gap	Diff	Laps	Km/h
1	3	Rider 3	2:03.531	6			7	116.57
2	12	Rider 12	2:04.190	6	0.659	0.659	7	115.95
3	27	Rider 27	2:04.368	5	0.837	0.178	7	115.79
4	16	Rider 16	2:06.720	4	3.189	2.352	7	113.64
5	49	Rider 49	2:06.923	5	3.392	0.203	6	113.45
6	5	Rider 5	2:07.232	5	3.701	0.309	6	113.18
7	1	Rider 1	2:07.245	5	3.714	0.013	6	113.17
8	4	Rider 4	2:07.368	5	3.837	0.123	6	113.06
9	33	Rider 33	2:07.593	6	4.062	0.225	7	112.86
10	41	Rider 41	2:07.669	5	4.138	0.076	6	112.79
11	51	Rider 51	2:08.035	5	4.504	0.366	7	112.47
12	8	Rider 8	2:09.248	6	5.717	1.213	7	111.41
13	57	Rider 57	2:09.846	3	6.315	0.598	6	110.90
14	54	Rider 54	2:10.641	6	7.110	0.795	7	110.23
15	67	Rider 67	2:10.737	6	7.206	0.096	7	110.14
16	21	Rider 21	2:10.846	6	7.315	0.109	7	110.05
17	7	Rider 7	2:11.063	6	7.532	0.217	7	109.87
18	24	Rider 24	2:11.070	6	7.539	0.007	7	109.86
19	68	Rider 68	2:11.500	4	7.969	0.430	5	109.51
20	53	Rider 53	2:11.830	6	8.299	0.330	7	109.23
21	44	Rider 44	2:11.902	5	8.371	0.072	6	109.17
22	35	Rider 35	2:12.271	5	8.740	0.369	6	108.87
23	64	Rider 64	2:12.814	5	9.283	0.543	6	108.42
24	46	Rider 46	2:13.276	5	9.745	0.462	6	108.05
25	48	Rider 48	2:13.317	5	9.786	0.041	6	108.01
26	31	Rider 31	2:13.905	5	10.374	0.588	6	107.54
27	52	Rider 52	2:14.042	5	10.511	0.137	7	107.43
28	22	Rider 22	2:14.912	2	11.381	0.870	5	106.74
29	36	Rider 36	2:15.092	5	11.561	0.180	6	106.59
30	30	Rider 30	2:15.161	5	11.630	0.069	6	106.54
31	55	Rider 55	2:15.423	6	11.892	0.262	7	106.33
32	23	Rider 23	2:15.635	5	12.104	0.212	6	106.17
33	11	Rider 11	2:16.289	5	12.758	0.654	7	105.66
34	61	Rider 61	2:16.313	3	12.782	0.024	4	105.64
35	47	Rider 47	2:16.371	5	12.840	0.058	6	105.59
36	18	Rider 18	2:17.287	5	13.756	0.916	7	104.89
37	6	Rider 6	2:17.453	5	13.922	0.166	7	104.76
38	37	Rider 37	2:18.191	5	14.660	0.738	6	104.20
39	10	Rider 10	2:18.605	5	15.074	0.414	6	103.89
40	66	Rider 66	2:18.946	5	15.415	0.341	6	103.64
41	63	Rider 63	2:18.992	4	15.461	0.046	6	103.60
42	9	Rider 9	2:19.090	3	15.559	0.098	4	103.53

Fastest time : 2:03.531 in lap 6 by nbr. 3: Rider 3()

Publication-time

Results: raceresults.nu

Timekeeping by : RSTime by Timeservice.nl

Clerk of the Course	Steward	Timekeeper	
		Floortje Snoek	
Page 1 of 2	Results remain provisional pending technical examination and decisions from the stewards of the meeting		

Vrij rijden 2017-08-11
 ALLE RONDETIJDEN OP WWW.RACERESULTS.NU

Minder Snel
 Result of Sessie 2

11 August 2017
 Zolder - 4000 mtr.

Pos	Nbr	Name	Fastest	In	Gap	Diff	Laps	Km/h
43	38	Rider 38	2:19.200	5	15.669	0.110	6	103.45
44	28	Rider 28	2:19.297	4	15.766	0.097	6	103.38
45	32	Rider 32	2:19.737	4	16.206	0.440	6	103.05
46	17	Rider 17	2:20.023	4	16.492	0.286	6	102.84
47	62	Rider 62	2:20.389	5	16.858	0.366	5	102.57
48	60	Rider 60	2:20.462	4	16.931	0.073	5	102.52
49	19	Rider 19	2:21.652	5	18.121	1.190	6	101.66
50	26	Rider 26	2:21.995	4	18.464	0.343	5	101.41
51	39	Rider 39	2:22.396	5	18.865	0.401	7	101.13
52	29	Rider 29	2:23.123	5	19.592	0.727	6	100.61
53	56	Rider 56	2:24.509	5	20.978	1.386	6	99.65
54	40	Rider 40	2:25.928	4	22.397	1.419	5	98.68
55	15	Rider 15	2:27.361	4	23.830	1.433	5	97.72
56	65	Rider 65	2:31.396	5	27.865	4.035	6	95.11
57	58	Rider 58	2:37.528	2	33.997	6.132	2	91.41
58	34	Rider 34	2:42.440	4	38.909	4.912	5	88.65
59	50	Rider 50					2	0.00
60	59	Rider 59					1	0.00

Fastest time : 2:03.531 in lap 6 by nbr. 3: Rider 3()

Publication-time

Results: raceresults.nu

Timekeeping by : RSTime by Timeservice.nl

Clerk of the Course

Steward

Timekeeper

Floortje Snoek



Vrij rijden 2017-08-11
 ALLE RONDETIJDEN OP WWW.RACERESULTS.NU

Minder Snel
 Sector analyse - Sessie 2

11 August 2017
 Zolder - 4000 mtr.

Pos	Nbr	Name / Team name	Sector 1			Sector 2			Sector 3			Theoretical best	Actual best	In
			time	Lap	pos	time	Lap	pos	time	Lap	pos			
1	3	Rider 3	41.506	6	9	44.945	7	2	36.053	6	2	2:02.504	2:03.531	6
2	12	Rider 12	39.475	7	1	47.279	6	7	36.625	6	5	2:03.379	2:04.190	6
3	27	Rider 27	41.508	5	10	47.451	6	10	34.512	5	1	2:03.471	2:04.368	5
4	16	Rider 16	41.352	7	8	44.629	7	1	36.940	4	10	2:02.921	2:06.720	4
5	49	Rider 49	40.611	5	6	47.903	4	13	37.309	4	13	2:05.823	2:06.923	5
6	5	Rider 5	42.498	5	22	48.124	5	14	36.610	5	3	2:07.232	2:07.232	5
7	1	Rider 1	41.996	5	16	48.132	5	15	37.117	5	11	2:07.245	2:07.245	5
8	4	Rider 4	40.796	5	7	46.825	6	4	37.836	4	21	2:05.457	2:07.368	5
9	33	Rider 33	40.175	7	3	47.437	7	9	36.613	6	4	2:04.225	2:07.593	6
10	41	Rider 41	41.531	6	11	47.593	6	11	36.827	5	8	2:05.951	2:07.669	5
11	51	Rider 51	41.620	7	13	47.653	5	12	37.624	4	17	2:06.897	2:08.035	5
12	8	Rider 8	42.599	6	23	48.666	6	19	37.983	6	24	2:09.248	2:09.248	6
13	57	Rider 57	41.998	5	17	46.981	6	6	37.853	3	22	2:06.832	2:09.846	3
14	54	Rider 54	42.856	6	27	49.191	6	23	37.634	5	18	2:09.681	2:10.641	6
15	67	Rider 67	42.082	7	18	48.533	7	18	37.833	5	20	2:08.448	2:10.737	6
16	21	Rider 21	42.372	7	21	49.264	6	24	37.585	6	16	2:09.221	2:10.846	6
17	7	Rider 7	40.516	7	5	48.348	7	16	37.554	6	15	2:06.418	2:11.063	6
18	24	Rider 24	40.280	7	4	46.916	7	5	36.695	6	7	2:03.891	2:11.070	6
19	68	Rider 68	42.740	3	26	49.096	4	22	38.107	4	25	2:09.943	2:11.500	4
20	53	Rider 53	41.534	7	12	48.890	7	21	37.964	6	23	2:08.388	2:11.830	6
21	44	Rider 44	41.972	6	15	48.366	6	17	38.550	5	27	2:08.888	2:11.902	5
22	35	Rider 35	43.685	6	29	49.944	5	30	36.888	5	9	2:10.517	2:12.271	5
23	64	Rider 64	42.721	5	25	49.968	5	31	39.336	4	38	2:12.025	2:12.814	5
24	46	Rider 46	42.703	6	24	49.841	5	28	38.751	3	28	2:11.295	2:13.276	5
25	48	Rider 48	42.315	6	19	49.756	5	26	38.265	5	26	2:10.336	2:13.317	5
26	31	Rider 31	42.336	6	20	49.463	6	25	37.808	5	19	2:09.607	2:13.905	5
27	52	Rider 52	41.665	7	14	47.305	7	8	38.836	4	30	2:07.806	2:14.042	5
28	22	Rider 22	39.690	5	2	45.424	4	3	36.682	4	6	2:01.796	2:14.912	2
29	36	Rider 36	44.671	6	34	50.734	5	36	39.237	4	37	2:14.642	2:15.092	5
30	30	Rider 30	44.424	5	32	51.200	6	39	39.054	4	35	2:14.678	2:15.161	5
31	55	Rider 55	45.515	6	43	50.581	7	35	38.939	5	32	2:15.035	2:15.423	6
32	23	Rider 23	44.714	6	35	49.807	5	27	38.803	5	29	2:13.324	2:15.635	5
33	11	Rider 11	42.988	7	28	48.756	7	20	37.456	5	14	2:09.200	2:16.289	5
34	61	Rider 61	45.772	3	45	50.965	3	37	39.576	3	41	2:16.313	2:16.313	3
35	47	Rider 47	44.932	5	36	49.930	6	29	38.939	4	33	2:13.801	2:16.371	5
36	18	Rider 18	43.958	7	30	51.924	7	40	39.465	6	39	2:15.347	2:17.287	5
37	6	Rider 6	44.195	7	31	50.303	7	33	39.542	6	40	2:14.040	2:17.453	5
38	37	Rider 37	45.271	6	38	52.570	5	45	39.136	5	36	2:16.977	2:18.191	5
39	10	Rider 10	45.626	6	44	52.429	3	43	39.684	5	42	2:17.739	2:18.605	5
40	66	Rider 66	45.300	5	40	52.231	4	41	39.743	4	43	2:17.274	2:18.946	5
41	63	Rider 63	45.847	6	46	50.288	6	32	37.278	5	12	2:13.413	2:18.992	4
42	9	Rider 9	45.299	3	39	52.880	4	48	40.408	2	47	2:18.587	2:19.090	3
43	38	Rider 38	44.601	6	33	52.689	5	46	38.951	5	34	2:16.241	2:19.200	5
44	28	Rider 28	45.024	6	37	50.342	6	34	38.841	5	31	2:14.207	2:19.297	4
45	32	Rider 32	46.630	4	49	51.087	4	38	40.968	1	51	2:18.685	2:19.737	4

Vrij rijden 2017-08-11
 ALLE RONDETIJDEN OP WWW.RACERESULTS.NU

Minder Snel
 Sector analyse - Sessie 2

11 August 2017
 Zolder - 4000 mtr.

Pos	Nbr	Name / Team name	Sector 1			Sector 2			Sector 3			Theoretical best	Actual best	In
			time	Lap	pos	time	Lap	pos	time	Lap	pos			
46	17	Rider 17	46.939	4	51	52.316	4	42	40.768	4	50	2:20.023	2:20.023	4
47	62	Rider 62	45.328	6	41	52.838	6	47	40.131	5	45	2:18.297	2:20.389	5
48	60	Rider 60	45.457	5	42	53.174	4	49	40.003	4	44	2:18.634	2:20.462	4
49	19	Rider 19	47.906	6	54	52.564	6	44	40.214	5	46	2:20.684	2:21.652	5
50	26	Rider 26	46.498	4	48	53.496	5	50	41.803	4	53	2:21.797	2:21.995	4
51	39	Rider 39	46.803	5	50	53.955	7	51	40.546	4	49	2:21.304	2:22.396	5
52	29	Rider 29	47.869	6	53	54.164	5	52	40.426	5	48	2:22.459	2:23.123	5
53	56	Rider 56	48.202	5	56	54.861	5	54	41.446	5	52	2:24.509	2:24.509	5
54	40	Rider 40	47.551	5	52	55.043	4	56	42.368	4	54	2:24.962	2:25.928	4
55	15	Rider 15	48.112	5	55	55.014	4	55	43.186	4	56	2:26.312	2:27.361	4
56	65	Rider 65	50.706	6	57	56.473	5	57	42.502	5	55	2:29.681	2:31.396	5
57	58	Rider 58	46.345	3	47	1:00.319	2	58	46.690	2	59	2:33.354	2:37.528	2
58	34	Rider 34	54.247	4	59	1:00.901	4	59	45.964	3	57	2:41.112	2:42.440	4
59	50	Rider 50	50.786	2	58	1:01.116	1	60	46.382	1	58	2:38.284		
60	59	Rider 59				54.735	1	53						

Vrij rijden 2017-08-11
 ALLE RONDETIJDEN OP WWW.RACERESULTS.NU

Minder Snel
 Result of Sessie 3

11 August 2017
 Zolder - 4000 mtr.


Pos	Nbr	Name	Fastest	In	Gap	Diff	Laps	Km/h
1	136	Rider 136	1:55.148	5			8	125.06
2	22	Rider 22	1:56.537	3	1.389	1.389	7	123.57
3	8	Rider 8	1:57.661	7	2.513	1.124	8	122.39
4	33	Rider 33	1:58.232	7	3.084	0.571	8	121.79
5	2	Rider 2	1:58.918	7	3.770	0.686	8	121.09
6	27	Rider 27	1:59.028	4	3.880	0.110	8	120.98
7	3	Rider 3	1:59.317	6	4.169	0.289	8	120.69
8	4	Rider 4	1:59.341	5	4.193	0.024	7	120.66
9	38	Rider 38	1:59.394	6	4.246	0.053	7	120.61
10	41	Rider 41	1:59.469	6	4.321	0.075	8	120.53
11	20	Rider 20	1:59.695	7	4.547	0.226	8	120.31
12	24	Rider 24	1:59.935	3	4.787	0.240	5	120.07
13	52	Rider 52	1:59.980	6	4.832	0.045	8	120.02
14	51	Rider 51	2:00.022	5	4.874	0.042	8	119.98
15	12	Rider 12	2:00.027	8	4.879	0.005	9	119.97
16	5	Rider 5	2:00.067	5	4.919	0.040	6	119.93
17	50	Rider 50	2:01.629	7	6.481	1.562	8	118.39
18	63	Rider 63	2:01.788	6	6.640	0.159	8	118.24
19	16	Rider 16	2:01.909	6	6.761	0.121	8	118.12
20	21	Rider 21	2:01.951	6	6.803	0.042	8	118.08
21	1	Rider 1	2:02.022	7	6.874	0.071	8	118.01
22	35	Rider 35	2:02.093	8	6.945	0.071	9	117.94
23	11	Rider 11	2:02.175	7	7.027	0.082	8	117.86
24	44	Rider 44	2:02.256	5	7.108	0.081	7	117.79
25	13	Rider 13	2:02.741	6	7.593	0.485	7	117.32
26	23	Rider 23	2:03.107	3	7.959	0.366	5	116.97
27	7	Rider 7	2:03.328	3	8.180	0.221	7	116.76
28	64	Rider 64	2:03.378	7	8.230	0.050	8	116.71
29	57	Rider 57	2:03.677	6	8.529	0.299	7	116.43
30	14	Rider 14	2:04.182	6	9.034	0.505	7	115.96
31	9	Rider 9	2:04.235	6	9.087	0.053	8	115.91
32	67	Rider 67	2:04.557	3	9.409	0.322	7	115.61
33	37	Rider 37	2:04.561	6	9.413	0.004	7	115.61
34	49	Rider 49	2:04.770	5	9.622	0.209	6	115.41
35	47	Rider 47	2:05.100	7	9.952	0.330	8	115.11
36	56	Rider 56	2:05.156	7	10.008	0.056	8	115.06
37	53	Rider 53	2:05.419	7	10.271	0.263	8	114.82
38	66	Rider 66	2:05.548	3	10.400	0.129	8	114.70
39	68	Rider 68	2:05.627	3	10.479	0.079	5	114.63
40	61	Rider 61	2:06.006	6	10.858	0.379	7	114.28
41	18	Rider 18	2:06.148	6	11.000	0.142	7	114.15
42	54	Rider 54	2:06.580	7	11.432	0.432	8	113.76

Fastest time : 1:55.148 in lap 5 by nbr. 136 : Rider 136 ()

Publication-time

Results: raceresults.nu

Timekeeping by : RSTime by Timeservice.nl

Clerk of the Course	Steward	Timekeeper	
		Floortje Snoek	
Page 1 of 2	Results remain provisional pending technical examination and decisions from the stewards of the meeting		

Vrij rijden 2017-08-11
 ALLE RONDETIJDEN OP WWW.RACERESULTS.NU

Minder Snel
 Result of Sessie 3

11 August 2017
 Zolder - 4000 mtr.


Pos	Nbr	Name	Fastest	In	Gap	Diff	Laps	Km/h
43	6	Rider 6	2:06.670	5	11.522	0.090	8	113.68
44	31	Rider 31	2:07.009	4	11.861	0.339	6	113.38
45	36	Rider 36	2:07.158	7	12.010	0.149	8	113.24
46	65	Rider 65	2:07.221	6	12.073	0.063	8	113.19
47	43	Rider 43	2:07.664	5	12.516	0.443	7	112.80
48	28	Rider 28	2:07.840	6	12.692	0.176	7	112.64
49	26	Rider 26	2:08.271	5	13.123	0.431	7	112.26
50	60	Rider 60	2:08.284	7	13.136	0.013	8	112.25
51	25	Rider 25	2:08.567	5	13.419	0.283	7	112.00
52	10	Rider 10	2:08.912	6	13.764	0.345	7	111.70
53	30	Rider 30	2:08.918	7	13.770	0.006	8	111.70
54	70	Rider 70	2:09.114	7	13.966	0.196	8	111.53
55	48	Rider 48	2:09.152	6	14.004	0.038	8	111.50
56	46	Rider 46	2:09.276	6	14.128	0.124	8	111.39
57	55	Rider 55	2:09.642	5	14.494	0.366	8	111.08
58	42	Rider 42	2:09.848	6	14.700	0.206	7	110.90
59	39	Rider 39	2:10.666	7	15.518	0.818	8	110.20
60	32	Rider 32	2:11.002	5	15.854	0.336	8	109.92
61	17	Rider 17	2:11.033	5	15.885	0.031	8	109.90
62	40	Rider 40	2:11.919	5	16.771	0.886	7	109.16
63	69	Rider 69	2:12.228	6	17.080	0.309	7	108.90
64	59	Rider 59	2:13.455	7	18.307	1.227	8	107.90
65	19	Rider 19	2:13.847	5	18.699	0.392	7	107.59
66	58	Rider 58	2:16.505	6	21.357	2.658	7	105.49
67	29	Rider 29	2:16.760	5	21.612	0.255	6	105.29
68	34	Rider 34	2:17.541	5	22.393	0.781	7	104.70
69	15	Rider 15	2:20.264	1	25.116	2.723	3	102.66

Fastest time : 1:55.148 in lap 5 by nbr. 136 : Rider 136 ()

Publication-time

Results: raceresults.nu

Timekeeping by : RSTime by Timeservice.nl

Clerk of the Course	Steward	Timekeeper	
		Floortje Snoek	
Page 2 of 2	Results remain provisional pending technical examination and decisions from the stewards of the meeting		

Vrij rijden 2017-08-11
 ALLE RONDETIJDEN OP WWW.RACERESULTS.NU

Minder Snel
 Sector analyse - Sessie 3

11 August 2017
 Zolder - 4000 mtr.

Pos	Nbr	Name / Team name	Sector 1			Sector 2			Sector 3			Theoretical best	Actual best	In
			time	Lap	pos	time	Lap	pos	time	Lap	pos			
1	136	Rider 136	36.533	8	1	41.993	4	1	33.056	4	1	1:51.582	1:55.148	5
2	22	Rider 22	37.692	7	2	42.098	7	2	33.760	5	2	1:53.550	1:56.537	3
3	8	Rider 8	38.998	8	9	43.873	7	6	34.297	7	3	1:57.168	1:57.661	7
4	33	Rider 33	38.380	8	4	43.081	7	4	34.999	6	11	1:56.460	1:58.232	7
5	2	Rider 2	38.785	7	7	44.632	8	15	35.029	3	13	1:58.446	1:58.918	7
6	27	Rider 27	38.482	8	5	43.049	8	3	34.925	4	9	1:56.456	1:59.028	4
7	3	Rider 3	39.555	5	15	44.082	5	9	34.998	6	10	1:58.635	1:59.317	6
8	4	Rider 4	38.716	4	6	43.948	4	8	35.572	5	18	1:58.236	1:59.341	5
9	38	Rider 38	39.781	6	18	44.402	6	12	34.797	5	7	1:58.980	1:59.394	6
10	41	Rider 41	40.087	8	23	44.184	8	10	34.543	6	4	1:58.814	1:59.469	6
11	20	Rider 20	39.462	8	13	43.633	8	5	34.810	7	8	1:57.905	1:59.695	7
12	24	Rider 24	39.134	5	10	45.328	4	21	34.627	3	5	1:59.089	1:59.935	3
13	52	Rider 52	38.884	8	8	43.892	8	7	34.759	4	6	1:57.535	1:59.980	6
14	51	Rider 51	39.556	7	16	44.540	5	13	35.654	6	19	1:59.750	2:00.022	5
15	12	Rider 12	38.248	9	3	44.556	8	14	35.135	3	14	1:57.939	2:00.027	8
16	5	Rider 5	40.099	5	24	44.965	5	16	35.003	5	12	2:00.067	2:00.067	5
17	50	Rider 50	39.812	8	19	45.152	8	18	35.912	7	23	2:00.876	2:01.629	7
18	63	Rider 63	40.391	6	27	45.254	6	19	35.680	4	20	2:01.325	2:01.788	6
19	16	Rider 16	39.882	4	21	45.107	6	17	35.902	5	22	2:00.891	2:01.909	6
20	21	Rider 21	40.346	5	26	45.386	6	23	36.129	6	24	2:01.861	2:01.951	6
21	1	Rider 1	39.846	7	20	45.285	3	20	35.739	3	21	2:00.870	2:02.022	7
22	35	Rider 35	40.497	8	28	45.702	8	25	35.531	4	17	2:01.730	2:02.093	8
23	11	Rider 11	39.653	7	17	46.120	8	32	35.514	7	16	2:01.287	2:02.175	7
24	44	Rider 44	40.229	5	25	44.271	7	11	36.157	5	25	2:00.657	2:02.256	5
25	13	Rider 13	39.243	7	11	45.332	7	22	37.036	6	43	2:01.611	2:02.741	6
26	23	Rider 23	41.058	3	36	45.720	3	27	36.329	3	29	2:03.107	2:03.107	3
27	7	Rider 7	40.778	3	32	46.670	4	38	35.323	3	15	2:02.771	2:03.328	3
28	64	Rider 64	40.625	7	31	45.821	7	28	36.932	7	41	2:03.378	2:03.378	7
29	57	Rider 57	40.602	4	29	45.470	6	24	37.062	3	44	2:03.134	2:03.677	6
30	14	Rider 14	40.069	7	22	45.717	6	26	36.942	6	42	2:02.728	2:04.182	6
31	9	Rider 9	40.882	5	34	46.116	7	31	36.171	6	26	2:03.169	2:04.235	6
32	67	Rider 67	40.967	3	35	46.672	2	39	36.530	2	32	2:04.169	2:04.557	3
33	37	Rider 37	41.374	6	40	46.409	6	35	36.724	4	37	2:04.507	2:04.561	6
34	49	Rider 49	39.523	3	14	45.962	3	29	36.793	5	38	2:02.278	2:04.770	5
35	47	Rider 47	42.070	8	49	46.276	7	33	36.199	6	27	2:04.545	2:05.100	7
36	56	Rider 56	41.315	7	39	46.921	7	43	36.920	7	40	2:05.156	2:05.156	7
37	53	Rider 53	41.269	7	38	47.489	7	47	36.661	7	34	2:05.419	2:05.419	7
38	66	Rider 66	39.452	8	12	46.080	8	30	36.678	3	35	2:02.210	2:05.548	3
39	68	Rider 68	41.438	4	41	46.825	3	41	36.431	3	31	2:04.694	2:05.627	3
40	61	Rider 61	42.858	6	58	46.909	6	42	36.239	6	28	2:06.006	2:06.006	6
41	18	Rider 18	40.609	7	30	46.970	6	44	37.581	5	54	2:05.160	2:06.148	6
42	54	Rider 54	42.292	7	51	47.356	8	46	36.719	7	36	2:06.367	2:06.580	7
43	6	Rider 6	41.928	5	45	46.700	5	40	37.537	6	53	2:06.165	2:06.670	5
44	31	Rider 31	41.135	3	37	47.839	4	51	36.342	2	30	2:05.316	2:07.009	4
45	36	Rider 36	41.971	8	47	47.688	7	48	37.316	7	52	2:06.975	2:07.158	7

Vrij rijden 2017-08-11
 ALLE RONDETIJDEN OP WWW.RACERESULTS.NU

Minder Snel
 Sector analyse - Sessie 3

11 August 2017
 Zolder - 4000 mtr.

Pos	Nbr	Name / Team name	Sector 1			Sector 2			Sector 3			Theoretical best	Actual best	In
			time	Lap	pos	time	Lap	pos	time	Lap	pos			
46	65	Rider 65	41.697	4	44	46.506	8	36	36.897	6	39	2:05.100	2:07.221	6
47	43	Rider 43	40.845	5	33	48.824	5	60	37.314	4	51	2:06.983	2:07.664	5
48	28	Rider 28	42.099	6	50	46.630	7	37	36.617	2	33	2:05.346	2:07.840	6
49	26	Rider 26	41.953	5	46	47.128	6	45	38.560	0	62	2:07.641	2:08.271	5
50	60	Rider 60	43.212	7	60	47.700	7	50	37.290	5	50	2:08.202	2:08.284	7
51	25	Rider 25	42.745	4	56	46.324	7	34	37.065	4	45	2:06.134	2:08.567	5
52	10	Rider 10	42.409	6	53	47.928	5	53	37.195	6	48	2:07.532	2:08.912	6
53	30	Rider 30	42.435	7	54	48.227	8	57	37.658	7	55	2:08.320	2:08.918	7
54	70	Rider 70	43.003	7	59	47.884	3	52	37.072	6	46	2:07.959	2:09.114	7
55	48	Rider 48	41.504	7	43	48.041	8	55	37.283	5	49	2:06.828	2:09.152	6
56	46	Rider 46	41.478	7	42	47.688	8	49	37.124	5	47	2:06.290	2:09.276	6
57	55	Rider 55	42.685	5	55	48.021	7	54	37.983	6	58	2:08.689	2:09.642	5
58	42	Rider 42	42.340	3	52	48.846	6	61	38.528	6	61	2:09.714	2:09.848	6
59	39	Rider 39	43.946	8	64	48.623	7	59	37.860	7	56	2:10.429	2:10.666	7
60	32	Rider 32	43.473	8	61	48.344	4	58	37.958	7	57	2:09.775	2:11.002	5
61	17	Rider 17	42.809	7	57	48.129	5	56	37.991	6	59	2:08.929	2:11.033	5
62	40	Rider 40	43.640	6	63	49.296	5	63	38.746	5	64	2:11.682	2:11.919	5
63	69	Rider 69	44.187	6	66	49.001	4	62	38.068	3	60	2:11.256	2:12.228	6
64	59	Rider 59	41.999	8	48	49.465	8	64	39.408	6	66	2:10.872	2:13.455	7
65	19	Rider 19	44.035	6	65	49.664	7	65	38.843	5	65	2:12.542	2:13.847	5
66	58	Rider 58	43.503	6	62	50.535	7	66	42.064	5	69	2:16.102	2:16.505	6
67	29	Rider 29	46.139	4	68	51.599	5	67	38.634	5	63	2:16.372	2:16.760	5
68	34	Rider 34	45.761	5	67	51.631	5	68	40.046	6	67	2:17.438	2:17.541	5
69	15	Rider 15	46.148	2	69	52.622	1	69	40.966	1	68	2:19.736	2:20.264	1

Vrij rijden 2017-08-11
 ALLE RONDETIJDEN OP WWW.RACERESULTS.NU

Minder Snel
 Result of Sessie 4

11 August 2017
 Zolder - 4000 mtr.


Pos	Nbr	Name	Fastest	In	Gap	Diff	Laps	Km/h
1	136	Rider 136	1:51.421	5			6	129.24
2	3	Rider 3	1:57.647	5	6.226	6.226	5	122.40
3	2	Rider 2	1:58.246	5	6.825	0.599	5	121.78
4	1	Rider 1	1:59.259	4	7.838	1.013	4	120.75
5	11	Rider 11	2:01.642	4	10.221	2.383	4	118.38
6	20	Rider 20	2:01.661	4	10.240	0.019	4	118.36
7	51	Rider 51	2:02.268	4	10.847	0.607	4	117.77
8	4	Rider 4	2:02.374	4	10.953	0.106	4	117.67
9	8	Rider 8	2:02.591	3	11.170	0.217	3	117.46
10	13	Rider 13	2:02.971	2	11.550	0.380	2	117.10
11	9	Rider 9	2:03.644	4	12.223	0.673	4	116.46
12	21	Rider 21	2:03.925	5	12.504	0.281	5	116.20
13	27	Rider 27	2:04.492	3	13.071	0.567	4	115.67
14	123	Rider 123	2:05.166	4	13.745	0.674	5	115.05
15	7	Rider 7	2:05.331	4	13.910	0.165	5	114.90
16	66	Rider 66	2:05.456	4	14.035	0.125	5	114.78
17	16	Rider 16	2:06.357	4	14.936	0.901	5	113.96
18	122	Rider 122	2:06.945	4	15.524	0.588	5	113.43
19	49	Rider 49	2:07.148	2	15.727	0.203	2	113.25
20	12	Rider 12	2:07.227	4	15.806	0.079	5	113.18
21	53	Rider 53	2:07.416	4	15.995	0.189	5	113.02
22	99	Rider 99	2:07.439	4	16.018	0.023	5	113.00
23	35	Rider 35	2:08.735	5	17.314	1.296	5	111.86
24	50	Rider 50	2:09.070	4	17.649	0.335	5	111.57
25	46	Rider 46	2:09.480	4	18.059	0.410	5	111.21
26	68	Rider 68	2:09.634	1	18.213	0.154	2	111.08
27	24	Rider 24	2:10.244	4	18.823	0.610	5	110.56
28	48	Rider 48	2:10.477	4	19.056	0.233	5	110.36
29	47	Rider 47	2:10.847	4	19.426	0.370	5	110.05
30	26	Rider 26	2:11.287	4	19.866	0.440	4	109.68
31	36	Rider 36	2:11.570	4	20.149	0.283	5	109.45
32	41	Rider 41	2:11.602	3	20.181	0.032	4	109.42
33	60	Rider 60	2:12.059	3	20.638	0.457	4	109.04
34	63	Rider 63	2:12.085	4	20.664	0.026	5	109.02
35	33	Rider 33	2:12.266	3	20.845	0.181	4	108.87
36	23	Rider 23	2:13.250	5	21.829	0.984	5	108.07
37	58	Rider 58	2:13.470	4	22.049	0.220	5	107.89
38	98	Rider 98	2:13.710	3	22.289	0.240	4	107.70
39	57	Rider 57	2:13.852	3	22.431	0.142	4	107.58
40	65	Rider 65	2:13.871	4	22.450	0.019	5	107.57
41	38	Rider 38	2:14.033	3	22.612	0.162	4	107.44
42	31	Rider 31	2:14.098	3	22.677	0.065	4	107.38

Fastest time : 1:51.421 in lap 5 by nbr. 136 : Rider 136 ()

Publication-time

Results: raceresults.nu

Timekeeping by : RSTime by Timeservice.nl

Clerk of the Course	Steward	Timekeeper	
		Floortje Snoek	
Page 1 of 2	Results remain provisional pending technical examination and decisions from the stewards of the meeting		

Vrij rijden 2017-08-11
 ALLE RONDETIJDEN OP WWW.RACERESULTS.NU

Minder Snel
 Result of Sessie 4

11 August 2017
 Zolder - 4000 mtr.

Pos	Nbr	Name	Fastest	In	Gap	Diff	Laps	Km/h
43	56	Rider 56	2:14.409	4	22.988	0.311	5	107.14
44	131	Rider 131	2:14.502	4	23.081	0.093	5	107.06
45	10	Rider 10	2:14.869	4	23.448	0.367	4	106.77
46	67	Rider 67	2:14.883	4	23.462	0.014	5	106.76
47	55	Rider 55	2:14.997	4	23.576	0.114	5	106.67
48	42	Rider 42	2:15.044	4	23.623	0.047	4	106.63
49	40	Rider 40	2:15.196	3	23.775	0.152	4	106.51
50	69	Rider 69	2:15.571	2	24.150	0.375	2	106.22
51	54	Rider 54	2:16.035	4	24.614	0.464	5	105.86
52	14	Rider 14	2:16.045	4	24.624	0.010	4	105.85
53	70	Rider 70	2:16.110	4	24.689	0.065	4	105.80
54	22	Rider 22	2:16.794	1	25.373	0.684	2	105.27
55	44	Rider 44	2:16.984	3	25.563	0.190	4	105.12
56	28	Rider 28	2:17.105	3	25.684	0.121	4	105.03
57	59	Rider 59	2:17.484	3	26.063	0.379	4	104.74
58	62	Rider 62	2:18.517	4	27.096	1.033	5	103.96
59	45	Rider 45	2:18.909	4	27.488	0.392	5	103.66
60	43	Rider 43	2:19.157	3	27.736	0.248	4	103.48
61	30	Rider 30	2:19.671	4	28.250	0.514	5	103.10
62	39	Rider 39	2:20.268	4	28.847	0.597	4	102.66
63	17	Rider 17	2:20.295	4	28.874	0.027	5	102.64
64	29	Rider 29	2:20.521	3	29.100	0.226	4	102.48
65	19	Rider 19	2:20.757	3	29.336	0.236	4	102.30
66	25	Rider 25	2:21.337	3	29.916	0.580	4	101.88
67	15	Rider 15	2:22.189	1	30.768	0.852	2	101.27
68	18	Rider 18	2:22.340	4	30.919	0.151	5	101.17
69	6	Rider 6	2:22.642	4	31.221	0.302	5	100.95
70	103	Rider 103	2:23.071	3	31.650	0.429	4	100.65
71	34	Rider 34	2:23.152	3	31.731	0.081	4	100.59
72	52	Rider 52					5	0.00
73	118	Rider 118					4	0.00
74	64	Rider 64					2	0.00
75	32	Rider 32					1	0.00
76	37	Rider 37					1	0.00
77	5	Rider 5						
78	211	Rider 211						

Fastest time : 1:51.421 in lap 5 by nbr. 136 : Rider 136 ()

Publication-time

Results: raceresults.nu

Timekeeping by : RSTime by Timeservice.nl

Clerk of the Course

Steward

Timekeeper

Floortje Snoek



Vrij rijden 2017-08-11
 ALLE RONDETIJDEN OP WWW.RACERESULTS.NU

Minder Snel
 Sector analyse - Sessie 4

11 August 2017
 Zolder - 4000 mtr.

Pos	Nbr	Name / Team name	Sector 1			Sector 2			Sector 3			Theoretical best	Actual best	In
			time	Lap	pos	time	Lap	pos	time	Lap	pos			
1	136	Rider 136	35.911	6	1	41.342	6	1	32.115	5	1	1:49.368	1:51.421	5
2	3	Rider 3	39.151	5	3	44.042	6	4	34.303	4	2	1:57.496	1:57.647	5
3	2	Rider 2	38.935	4	2	43.744	6	3	35.326	1	4	1:58.005	1:58.246	5
4	1	Rider 1	40.072	4	13	44.666	4	5	34.521	4	3	1:59.259	1:59.259	4
5	11	Rider 11	39.974	5	12	45.768	5	14	35.657	4	7	2:01.399	2:01.642	4
6	20	Rider 20	39.252	4	6	45.124	5	8	35.570	4	6	1:59.946	2:01.661	4
7	51	Rider 51	40.431	5	15	45.275	4	10	36.236	4	12	2:01.942	2:02.268	4
8	4	Rider 4	39.194	5	5	45.198	5	9	35.840	4	8	2:00.232	2:02.374	4
9	8	Rider 8	39.187	4	4	44.777	3	6	35.423	3	5	1:59.387	2:02.591	3
10	13	Rider 13	39.723	3	10	46.491	2	20	36.608	2	16	2:02.822	2:02.971	2
11	9	Rider 9	40.550	5	16	45.323	5	11	36.031	3	9	2:01.904	2:03.644	4
12	21	Rider 21	40.138	5	14	45.966	6	16	36.770	5	20	2:02.874	2:03.925	5
13	27	Rider 27	39.867	4	11	45.507	3	12	37.774	2	29	2:03.148	2:04.492	3
14	123	Rider 123	40.708	2	20	46.233	4	18	37.439	4	28	2:04.380	2:05.166	4
15	7	Rider 7	39.635	4	8	46.798	4	22	37.207	1	27	2:03.640	2:05.331	4
16	66	Rider 66	42.757	6	36	46.218	4	17	36.204	4	11	2:05.179	2:05.456	4
17	16	Rider 16	40.890	5	21	46.721	4	21	36.754	4	19	2:04.365	2:06.357	4
18	122	Rider 122	40.572	5	17	44.860	4	7	37.015	4	23	2:02.447	2:06.945	4
19	49	Rider 49	40.646	2	18	47.875	2	32	38.627	2	40	2:07.148	2:07.148	2
20	12	Rider 12	39.432	5	7	47.486	5	28	36.602	1	15	2:03.520	2:07.227	4
21	53	Rider 53	42.342	4	32	47.379	5	26	37.154	4	24	2:06.875	2:07.416	4
22	99	Rider 99	40.663	2	19	46.853	1	24	36.962	1	22	2:04.478	2:07.439	4
23	35	Rider 35	44.148	2	51	47.621	5	29	36.931	5	21	2:08.700	2:08.735	5
24	50	Rider 50	41.570	4	26	48.177	5	36	38.554	1	38	2:08.301	2:09.070	4
25	46	Rider 46	42.504	4	33	48.230	4	38	38.746	4	44	2:09.480	2:09.480	4
26	68	Rider 68	41.798	3	28	47.823	3	31	38.428	1	37	2:08.049	2:09.634	1
27	24	Rider 24	39.671	5	9	43.417	5	2	36.538	4	14	1:59.626	2:10.244	4
28	48	Rider 48	42.121	4	30	48.264	4	40	39.310	3	55	2:09.695	2:10.477	4
29	47	Rider 47	43.455	2	42	48.326	1	41	37.175	4	26	2:08.956	2:10.847	4
30	26	Rider 26	42.745	1	35	48.232	4	39	39.107	0	50	2:10.084	2:11.287	4
31	36	Rider 36	43.041	4	39	48.804	5	45	39.061	4	49	2:10.906	2:11.570	4
32	41	Rider 41	41.297	4	24	47.695	4	30	36.709	3	17	2:05.701	2:11.602	3
33	60	Rider 60	44.445	3	57	49.730	3	51	37.884	3	30	2:12.059	2:12.059	3
34	63	Rider 63	43.566	5	45	46.801	5	23	38.301	4	33	2:08.668	2:12.085	4
35	33	Rider 33	40.979	4	22	46.315	4	19	37.165	3	25	2:04.459	2:12.266	3
36	23	Rider 23	44.162	5	52	48.854	1	46	38.310	1	34	2:11.326	2:13.250	5
37	58	Rider 58	42.688	4	34	49.283	5	49	40.565	1	68	2:12.536	2:13.470	4
38	98	Rider 98	44.336	4	55	49.694	3	50	39.227	0	53	2:13.257	2:13.710	3
39	57	Rider 57	43.000	3	38	48.000	4	34	39.415	0	58	2:10.415	2:13.852	3
40	65	Rider 65	42.239	5	31	50.403	5	57	39.123	1	51	2:11.765	2:13.871	4
41	38	Rider 38	41.024	4	23	47.422	4	27	36.748	3	18	2:05.194	2:14.033	3
42	31	Rider 31	44.857	3	62	50.158	4	54	38.273	0	32	2:13.288	2:14.098	3
43	56	Rider 56	43.119	4	41	48.184	5	37	38.338	4	35	2:09.641	2:14.409	4
44	131	Rider 131	42.948	4	37	48.452	5	43	39.430	4	59	2:10.830	2:14.502	4
45	10	Rider 10	43.629	5	46	48.118	5	35	38.560	4	39	2:10.307	2:14.869	4

Vrij rijden 2017-08-11
 ALLE RONDETIJDEN OP WWW.RACERESULTS.NU

Minder Snel
 Sector analyse - Sessie 4

11 August 2017
 Zolder - 4000 mtr.

Pos	Nbr	Name / Team name	Sector 1			Sector 2			Sector 3			Theoretical best	Actual best	In
			time	Lap	pos	time	Lap	pos	time	Lap	pos			
46	67	Rider 67	44.395	5	56	48.484	5	44	39.753	4	62	2:12.632	2:14.883	4
47	55	Rider 55	44.554	4	59	49.059	5	48	39.963	4	65	2:13.576	2:14.997	4
48	42	Rider 42	43.082	4	40	51.005	3	62	38.994	2	47	2:13.081	2:15.044	4
49	40	Rider 40	43.968	4	49	50.261	3	55	39.970	2	66	2:14.199	2:15.196	3
50	69	Rider 69	45.226	2	65	51.339	2	66	39.006	2	48	2:15.571	2:15.571	2
51	54	Rider 54	45.114	4	63	48.889	5	47	38.210	1	31	2:12.213	2:16.035	4
52	14	Rider 14	44.216	5	53	46.950	5	25	39.218	4	52	2:10.384	2:16.045	4
53	70	Rider 70	44.844	5	61	51.126	5	63	39.680	4	61	2:15.650	2:16.110	4
54	22	Rider 22	41.809	2	29	50.434	2	58	39.630	1	60	2:11.873	2:16.794	1
55	44	Rider 44	43.517	3	43	48.451	4	42	38.701	0	42	2:10.669	2:16.984	3
56	28	Rider 28	44.480	1	58	47.948	4	33	38.390	0	36	2:10.818	2:17.105	3
57	59	Rider 59	44.248	4	54	49.977	4	53	41.309	2	73	2:15.534	2:17.484	3
58	62	Rider 62	44.003	5	50	50.393	5	56	38.853	1	46	2:13.249	2:18.517	4
59	45	Rider 45	48.402	4	73	50.809	5	61	38.778	4	45	2:17.989	2:18.909	4
60	43	Rider 43	43.640	4	47	51.520	4	68	40.670	3	70	2:15.830	2:19.157	3
61	30	Rider 30	45.189	5	64	51.329	5	65	40.056	4	67	2:16.574	2:19.671	4
62	39	Rider 39	46.194	5	68	50.792	5	60	40.657	4	69	2:17.643	2:20.268	4
63	17	Rider 17	43.537	5	44	50.544	5	59	38.702	1	43	2:12.783	2:20.295	4
64	29	Rider 29	47.555	3	71	52.557	4	72	39.388	3	56	2:19.500	2:20.521	3
65	19	Rider 19	45.558	4	66	52.370	3	71	41.167	3	71	2:19.095	2:20.757	3
66	25	Rider 25	46.891	4	69	49.876	4	52	38.661	0	41	2:15.428	2:21.337	3
67	15	Rider 15	47.656	1	72	52.168	2	69	41.656	1	74	2:21.480	2:22.189	1
68	18	Rider 18	43.806	2	48	51.486	5	67	39.393	1	57	2:14.685	2:22.340	4
69	6	Rider 6	45.593	5	67	52.344	1	70	39.938	1	64	2:17.875	2:22.642	4
70	103	Rider 103	44.680	4	60	51.207	4	64	39.764	0	63	2:15.651	2:23.071	3
71	34	Rider 34	46.980	4	70	53.978	4	74	41.242	3	72	2:22.200	2:23.152	3
72	52	Rider 52	41.321	2	25	45.810	4	15	36.505	1	13	2:03.636		
73	118	Rider 118	41.626	4	27	45.753	3	13	36.164	3	10	2:03.543		
74	64	Rider 64				55.056	1	75						
75	32	Rider 32				53.550	1	73						
76	37	Rider 37				8:25.490	1	76						
77	5	Rider 5												
78	211	Rider 211												

Vrij rijden 2017-08-11
 ALLE RONDETIJDEN OP WWW.RACERESULTS.NU

Minder Snel
 Result of Sessie 5

11 August 2017
 Zolder - 4000 mtr.


Pos	Nbr	Name	Fastest	In	Gap	Diff	Laps	Km/h
1	12	Rider 12	1:55.117	7			9	125.09
2	53	Rider 53	1:55.699	8	0.582	0.582	9	124.46
3	118	Rider 118	1:57.084	6	1.967	1.385	7	122.99
4	7	Rider 7	1:57.203	6	2.086	0.119	9	122.86
5	63	Rider 63	1:58.377	5	3.260	1.174	9	121.65
6	52	Rider 52	1:58.645	6	3.528	0.268	9	121.37
7	49	Rider 49	1:58.805	6	3.688	0.160	7	121.21
8	44	Rider 44	1:59.506	4	4.389	0.701	8	120.50
9	122	Rider 122	1:59.546	6	4.429	0.040	8	120.46
10	66	Rider 66	1:59.594	6	4.477	0.048	8	120.41
11	14	Rider 14	1:59.702	3	4.585	0.108	9	120.30
12	11	Rider 11	1:59.785	7	4.668	0.083	8	120.22
13	21	Rider 21	1:59.937	5	4.820	0.152	9	120.06
14	177	Rider 177	1:59.967	4	4.850	0.030	8	120.03
15	20	Rider 20	2:00.221	6	5.104	0.254	8	119.78
16	16	Rider 16	2:00.580	6	5.463	0.359	8	119.42
17	9	Rider 9	2:01.230	4	6.113	0.650	8	118.78
18	50	Rider 50	2:01.381	2	6.264	0.151	8	118.63
19	62	Rider 62	2:01.412	5	6.295	0.031	7	118.60
20	35	Rider 35	2:01.546	6	6.429	0.134	9	118.47
21	57	Rider 57	2:01.627	5	6.510	0.081	8	118.39
22	1	Rider 1	2:01.712	4	6.595	0.085	6	118.31
23	65	Rider 65	2:01.816	5	6.699	0.104	8	118.21
24	37	Rider 37	2:02.081	5	6.964	0.265	8	117.95
25	31	Rider 31	2:02.307	5	7.190	0.226	8	117.74
26	56	Rider 56	2:02.803	8	7.686	0.496	9	117.26
27	13	Rider 13	2:03.375	2	8.258	0.572	6	116.72
28	64	Rider 64	2:03.773	4	8.656	0.398	9	116.34
29	47	Rider 47	2:03.806	4	8.689	0.033	8	116.31
30	25	Rider 25	2:04.106	5	8.989	0.300	7	116.03
31	36	Rider 36	2:04.166	7	9.049	0.060	9	115.97
32	28	Rider 28	2:04.246	5	9.129	0.080	6	115.90
33	131	Rider 131	2:04.386	7	9.269	0.140	8	115.77
34	5	Rider 5	2:05.194	1	10.077	0.808	5	115.02
35	6	Rider 6	2:05.749	7	10.632	0.555	8	114.51
36	67	Rider 67	2:05.764	7	10.647	0.015	8	114.50
37	125	Rider 125	2:05.918	4	10.801	0.154	7	114.36
38	30	Rider 30	2:06.015	7	10.898	0.097	8	114.27
39	10	Rider 10	2:06.183	6	11.066	0.168	8	114.12
40	18	Rider 18	2:06.345	6	11.228	0.162	8	113.97
41	54	Rider 54	2:06.595	2	11.478	0.250	8	113.75
42	68	Rider 68	2:07.077	5	11.960	0.482	6	113.32

Fastest time : 1:55.117 in lap 7 by nbr. 12 : Rider 12 ()

Publication-time

Results: raceresults.nu

Timekeeping by : RSTime by Timeservice.nl

Clerk of the Course	Steward	Timekeeper	
		Floortje Snoek	
Page 1 of 2	Results remain provisional pending technical examination and decisions from the stewards of the meeting		

Vrij rijden 2017-08-11
 ALLE RONDETIJDEN OP WWW.RACERESULTS.NU

Minder Snel
 Result of Sessie 5

11 August 2017
 Zolder - 4000 mtr.


Pos	Nbr	Name	Fastest	In	Gap	Diff	Laps	Km/h
43	46	Rider 46	2:07.459	6	12.342	0.382	7	112.98
44	98	Rider 98	2:07.754	5	12.637	0.295	7	112.72
45	103	Rider 103	2:07.956	6	12.839	0.202	8	112.54
46	123	Rider 123	2:08.023	2	12.906	0.067	4	112.48
47	45	Rider 45	2:08.056	6	12.939	0.033	8	112.45
48	70	Rider 70	2:08.271	6	13.154	0.215	8	112.26
49	99	Rider 99	2:08.451	7	13.334	0.180	8	112.11
50	42	Rider 42	2:08.933	6	13.816	0.482	8	111.69
51	43	Rider 43	2:09.090	6	13.973	0.157	8	111.55
52	58	Rider 58	2:09.435	7	14.318	0.345	8	111.25
53	40	Rider 40	2:09.481	5	14.364	0.046	6	111.21
54	23	Rider 23	2:09.574	3	14.457	0.093	8	111.13
55	26	Rider 26	2:10.388	6	15.271	0.814	7	110.44
56	17	Rider 17	2:10.473	4	15.356	0.085	8	110.37
57	55	Rider 55	2:10.618	7	15.501	0.145	8	110.25
58	39	Rider 39	2:11.128	7	16.011	0.510	8	109.82
59	48	Rider 48	2:11.274	6	16.157	0.146	7	109.69
60	60	Rider 60	2:11.507	3	16.390	0.233	5	109.50
61	19	Rider 19	2:11.781	7	16.664	0.274	8	109.27
62	69	Rider 69	2:12.165	6	17.048	0.384	7	108.95
63	59	Rider 59	2:13.579	6	18.462	1.414	7	107.80
64	61	Rider 61	2:13.791	4	18.674	0.212	6	107.63
65	34	Rider 34	2:13.881	5	18.764	0.090	7	107.56
66	32	Rider 32	2:14.180	7	19.063	0.299	8	107.32
67	15	Rider 15	2:15.982	3	20.865	1.802	4	105.90
68	29	Rider 29	2:17.193	3	22.076	1.211	7	104.96
69	135	Rider 135						
70	141	Rider 141						
71	148	Rider 148						
72	149	Rider 149						
73	164	Rider 164						
74	165	Rider 165						
75	168	Rider 168						
76	170	Rider 170						
77	172	Rider 172						
78	265	Rider 265						
79	267	Rider 267						

Fastest time : 1:55.117 in lap 7 by nbr. 12 : Rider 12 ()

Publication-time

Results: raceresults.nu

Timekeeping by : RSTime by Timeservice.nl

Clerk of the Course	Steward	Timekeeper	
		Floortje Snoek	
Page 2 of 2	Results remain provisional pending technical examination and decisions from the stewards of the meeting		

Vrij rijden 2017-08-11
 ALLE RONDETIJDEN OP WWW.RACERESULTS.NU

Minder Snel
 Sector analyse - Sessie 5

11 August 2017
 Zolder - 4000 mtr.

Pos	Nbr	Name / Team name	Sector 1			Sector 2			Sector 3			Theoretical best	Actual best	In
			time	Lap	pos	time	Lap	pos	time	Lap	pos			
1	12	Rider 12	37.972	9	4	43.015	7	1	33.956	7	1	1:54.943	1:55.117	7
2	53	Rider 53	37.500	8	1	44.038	5	6	34.066	7	2	1:55.604	1:55.699	8
3	118	Rider 118	37.918	6	3	44.753	7	16	34.197	6	3	1:56.868	1:57.084	6
4	7	Rider 7	37.857	7	2	43.995	6	5	35.021	3	11	1:56.873	1:57.203	6
5	63	Rider 63	39.539	9	17	43.651	6	3	34.225	6	4	1:57.415	1:58.377	5
6	52	Rider 52	38.586	5	8	44.127	6	8	35.079	6	12	1:57.792	1:58.645	6
7	49	Rider 49	38.363	6	6	44.655	6	12	35.787	6	20	1:58.805	1:58.805	6
8	44	Rider 44	38.015	6	5	44.097	7	7	35.545	6	18	1:57.657	1:59.506	4
9	122	Rider 122	39.138	5	15	43.365	6	2	35.447	5	16	1:57.950	1:59.546	6
10	66	Rider 66	39.126	4	14	44.696	6	13	34.712	4	5	1:58.534	1:59.594	6
11	14	Rider 14	39.112	7	13	44.751	3	15	35.834	3	22	1:59.697	1:59.702	3
12	11	Rider 11	38.376	8	7	44.996	7	17	34.945	5	10	1:58.317	1:59.785	7
13	21	Rider 21	39.328	5	16	44.698	5	14	35.894	4	25	1:59.920	1:59.937	5
14	177	Rider 177	38.873	4	10	44.477	8	11	34.756	6	6	1:58.106	1:59.967	4
15	20	Rider 20	38.769	8	9	44.377	6	9	34.789	3	7	1:57.935	2:00.221	6
16	16	Rider 16	39.551	7	19	45.152	4	19	35.218	6	14	1:59.921	2:00.580	6
17	9	Rider 9	39.650	8	21	43.771	8	4	34.907	4	9	1:58.328	2:01.230	4
18	50	Rider 50	38.917	5	11	44.421	2	10	35.760	5	19	1:59.098	2:01.381	2
19	62	Rider 62	39.898	5	24	45.669	5	24	35.845	5	23	2:01.412	2:01.412	5
20	35	Rider 35	40.887	6	31	45.417	4	20	34.859	4	8	2:01.163	2:01.546	6
21	57	Rider 57	39.007	6	12	45.997	5	30	36.021	4	27	2:01.025	2:01.627	5
22	1	Rider 1	39.843	2	23	45.695	4	26	35.158	1	13	2:00.696	2:01.712	4
23	65	Rider 65	39.949	7	25	45.552	8	22	35.509	5	17	2:01.010	2:01.816	5
24	37	Rider 37	39.543	7	18	45.518	5	21	36.356	7	31	2:01.417	2:02.081	5
25	31	Rider 31	40.225	7	27	45.690	5	25	35.857	3	24	2:01.772	2:02.307	5
26	56	Rider 56	40.387	5	28	45.122	8	18	36.354	8	30	2:01.863	2:02.803	8
27	13	Rider 13	39.754	2	22	46.335	2	34	37.286	2	43	2:03.375	2:03.375	2
28	64	Rider 64	39.970	8	26	45.837	4	27	37.224	7	40	2:03.031	2:03.773	4
29	47	Rider 47	41.255	5	36	45.644	4	23	36.126	4	28	2:03.025	2:03.806	4
30	25	Rider 25	41.082	5	34	46.658	2	36	36.330	5	29	2:04.070	2:04.106	5
31	36	Rider 36	41.352	7	38	45.989	7	29	36.825	7	35	2:04.166	2:04.166	7
32	28	Rider 28	41.748	6	43	46.249	4	33	35.444	5	15	2:03.441	2:04.246	5
33	131	Rider 131	41.039	8	33	46.058	8	32	35.960	7	26	2:03.057	2:04.386	7
34	5	Rider 5	41.018	4	32	46.896	1	39	36.489	1	32	2:04.403	2:05.194	1
35	6	Rider 6	41.536	7	39	46.845	6	38	37.309	7	44	2:05.690	2:05.749	7
36	67	Rider 67	42.006	8	47	46.418	8	35	36.912	7	36	2:05.336	2:05.764	7
37	125	Rider 125	39.588	7	20	46.008	3	31	37.470	3	46	2:03.066	2:05.918	4
38	30	Rider 30	42.023	7	48	47.721	6	51	35.813	7	21	2:05.557	2:06.015	7
39	10	Rider 10	40.774	8	29	45.842	8	28	37.264	6	42	2:03.880	2:06.183	6
40	18	Rider 18	40.812	6	30	46.921	7	41	37.501	7	47	2:05.234	2:06.345	6
41	54	Rider 54	42.276	2	52	47.149	2	43	37.170	2	39	2:06.595	2:06.595	2
42	68	Rider 68	41.827	5	44	47.509	5	47	36.606	2	34	2:05.942	2:07.077	5
43	46	Rider 46	41.339	7	37	47.320	7	44	37.576	5	49	2:06.235	2:07.459	6
44	98	Rider 98	41.960	3	46	47.629	6	48	37.718	5	51	2:07.307	2:07.754	5
45	103	Rider 103	41.833	7	45	46.903	6	40	38.039	4	55	2:06.775	2:07.956	6

Vrij rijden 2017-08-11
 ALLE RONDETIJDEN OP WWW.RACERESULTS.NU

Minder Snel
 Sector analyse - Sessie 5

11 August 2017
 Zolder - 4000 mtr.

Pos	Nbr	Name / Team name	Sector 1			Sector 2			Sector 3			Theoretical best	Actual best	In
			time	Lap	pos	time	Lap	pos	time	Lap	pos			
46	123	Rider 123	42.057	2	49	46.795	2	37	39.171	2	64	2:08.023	2:08.023	2
47	45	Rider 45	42.632	6	56	48.132	7	54	36.601	6	33	2:07.365	2:08.056	6
48	70	Rider 70	42.296	5	53	47.483	6	45	37.536	6	48	2:07.315	2:08.271	6
49	99	Rider 99	41.721	7	42	47.832	6	53	37.156	2	38	2:06.709	2:08.451	7
50	42	Rider 42	41.678	6	41	48.727	6	60	38.528	6	61	2:08.933	2:08.933	6
51	43	Rider 43	41.136	6	35	48.715	8	59	38.337	6	59	2:08.188	2:09.090	6
52	58	Rider 58	41.546	3	40	47.670	7	50	39.484	3	65	2:08.700	2:09.435	7
53	40	Rider 40	42.209	6	50	47.500	6	46	37.242	5	41	2:06.951	2:09.481	5
54	23	Rider 23	42.543	3	55	47.750	4	52	37.666	2	50	2:07.959	2:09.574	3
55	26	Rider 26	42.687	4	57	46.962	7	42	38.647	0	62	2:08.296	2:10.388	6
56	17	Rider 17	43.915	4	64	48.430	8	56	37.415	3	45	2:09.760	2:10.473	4
57	55	Rider 55	43.272	7	61	48.436	7	57	38.271	6	57	2:09.979	2:10.618	7
58	39	Rider 39	44.345	7	66	48.935	7	61	37.848	7	54	2:11.128	2:11.128	7
59	48	Rider 48	42.265	7	51	48.597	5	58	39.713	6	66	2:10.575	2:11.274	6
60	60	Rider 60	43.898	5	63	48.359	5	55	37.034	4	37	2:09.291	2:11.507	3
61	19	Rider 19	42.499	8	54	49.020	4	63	37.785	7	52	2:09.304	2:11.781	7
62	69	Rider 69	43.974	5	65	49.646	6	65	38.153	6	56	2:11.773	2:12.165	6
63	59	Rider 59	43.157	7	59	49.240	7	64	40.936	6	68	2:13.333	2:13.579	6
64	61	Rider 61	44.870	3	67	48.970	6	62	38.335	4	58	2:12.175	2:13.791	4
65	34	Rider 34	43.198	6	60	50.790	7	67	38.521	5	60	2:12.509	2:13.881	5
66	32	Rider 32	43.127	8	58	47.654	8	49	37.841	7	53	2:08.622	2:14.180	7
67	15	Rider 15	43.881	4	62	50.602	3	66	39.760	2	67	2:14.243	2:15.982	3
68	29	Rider 29	44.983	7	68	51.937	3	68	39.125	4	63	2:16.045	2:17.193	3
69	135	Rider 135												
70	141	Rider 141												
71	148	Rider 148												
72	149	Rider 149												
73	164	Rider 164												
74	165	Rider 165												
75	168	Rider 168												
76	170	Rider 170												
77	172	Rider 172												
78	265	Rider 265												
79	267	Rider 267												

Vrij rijden 2017-08-11
ALLE RONDETIJDEN OP WWW.RACERESULTS.NU

Minder Snel
Result of Sessie 6

11 August 2017
Zolder - 4000 mtr.


Pos	Nbr	Name	Fastest	In	Gap	Diff	Laps	Km/h
1	53	Rider 53	1:55.668	7			9	124.49
2	63	Rider 63	1:56.397	7	0.729	0.729	9	123.71
3	51	Rider 51	1:56.462	7	0.794	0.065	8	123.65
4	12	Rider 12	1:56.998	8	1.330	0.536	9	123.08
5	92	Rider 92	1:57.128	4	1.460	0.130	8	122.94
6	177	Rider 177	1:57.472	8	1.804	0.344	8	122.58
7	44	Rider 44	1:57.834	3	2.166	0.362	4	122.21
8	7	Rider 7	2:00.146	7	4.478	2.312	9	119.85
9	35	Rider 35	2:00.239	8	4.571	0.093	9	119.76
10	1	Rider 1	2:00.366	7	4.698	0.127	10	119.64
11	125	Rider 125	2:00.549	6	4.881	0.183	7	119.45
12	131	Rider 131	2:00.624	7	4.956	0.075	9	119.38
13	9	Rider 9	2:00.815	8	5.147	0.191	9	119.19
14	11	Rider 11	2:01.180	3	5.512	0.365	9	118.83
15	66	Rider 66	2:01.198	3	5.530	0.018	8	118.81
16	52	Rider 52	2:01.235	4	5.567	0.037	6	118.78
17	50	Rider 50	2:01.286	7	5.618	0.051	9	118.73
18	47	Rider 47	2:01.637	7	5.969	0.351	9	118.39
19	56	Rider 56	2:01.652	6	5.984	0.015	9	118.37
20	20	Rider 20	2:02.022	5	6.354	0.370	8	118.01
21	16	Rider 16	2:02.131	8	6.463	0.109	9	117.91
22	21	Rider 21	2:02.162	5	6.494	0.031	7	117.88
23	118	Rider 118	2:02.299	5	6.631	0.137	7	117.74
24	10	Rider 10	2:02.897	6	7.229	0.598	9	117.17
25	57	Rider 57	2:02.898	6	7.230	0.001	8	117.17
26	5	Rider 5	2:03.151	2	7.483	0.253	5	116.93
27	62	Rider 62	2:03.336	6	7.668	0.185	9	116.75
28	37	Rider 37	2:03.779	4	8.111	0.443	8	116.34
29	117	Rider 117	2:03.845	6	8.177	0.066	8	116.27
30	68	Rider 68	2:03.958	6	8.290	0.113	8	116.17
31	64	Rider 64	2:04.089	6	8.421	0.131	9	116.05
32	122	Rider 122	2:04.523	3	8.855	0.434	7	115.64
33	36	Rider 36	2:05.265	8	9.597	0.742	9	114.96
34	31	Rider 31	2:05.389	3	9.721	0.124	5	114.84
35	18	Rider 18	2:05.717	4	10.049	0.328	9	114.54
36	6	Rider 6	2:05.738	7	10.070	0.021	9	114.52
37	25	Rider 25	2:06.171	5	10.503	0.433	7	114.13
38	67	Rider 67	2:06.692	7	11.024	0.521	9	113.66
39	103	Rider 103	2:06.777	5	11.109	0.085	7	113.59
40	123	Rider 123	2:06.845	3	11.177	0.068	7	113.52
41	28	Rider 28	2:06.995	3	11.327	0.150	4	113.39
42	30	Rider 30	2:07.300	6	11.632	0.305	9	113.12
43	17	Rider 17	2:07.385	6	11.717	0.085	9	113.04
44	26	Rider 26	2:07.477	6	11.809	0.092	8	112.96
45	46	Rider 46	2:07.523	5	11.855	0.046	9	112.92
46	98	Rider 98	2:08.293	6	12.625	0.770	8	112.24
47	48	Rider 48	2:08.619	6	12.951	0.326	8	111.96
48	58	Rider 58	2:08.702	5	13.034	0.083	8	111.89
49	40	Rider 40	2:08.779	7	13.111	0.077	8	111.82
50	70	Rider 70	2:09.713	7	14.045	0.934	8	111.01
51	99	Rider 99	2:09.786	3	14.118	0.073	5	110.95
52	43	Rider 43	2:10.143	6	14.475	0.357	7	110.65

Fastest time : 1:55.668 in lap 7 by nbr. 53 : Rider 53 ()

Publication-time

Results: raceresults.nu

Timekeeping by : RSTime by Timeservice.nl

Clerk of the Course	Steward	Timekeeper	
		Floortje Snoek	
Page 1 of 2	Results remain provisional pending technical examination and decisions from the stewards of the meeting		

Vrij rijden 2017-08-11
 ALLE RONDETIJDEN OP WWW.RACERESULTS.NU

Minder Snel
 Result of Sessie 6

11 August 2017
 Zolder - 4000 mtr.

Pos	Nbr	Name	Fastest	In	Gap	Diff	Laps	Km/h
53	32	Rider 32	2:10.682	4	15.014	0.539	8	110.19
54	60	Rider 60	2:11.546	4	15.878	0.864	5	109.47
55	34	Rider 34	2:12.036	7	16.368	0.490	8	109.06
56	23	Rider 23	2:12.103	3	16.435	0.067	5	109.01
57	69	Rider 69	2:12.147	5	16.479	0.044	7	108.97
58	19	Rider 19	2:12.402	6	16.734	0.255	8	108.76
59	59	Rider 59	2:15.173	4	19.505	2.771	8	106.53
60	39	Rider 39	2:15.684	7	20.016	0.511	8	106.13
61	29	Rider 29	2:16.503	3	20.835	0.819	7	105.49
62	42	Rider 42	2:16.695	2	21.027	0.192	6	105.34
63	2	Rider 2						
64	3	Rider 3						
65	8	Rider 8						
66	41	Rider 41						
67	72	Rider 72						
68	76	Rider 76						
69	79	Rider 79						
70	80	Rider 80						
71	81	Rider 81						
72	83	Rider 83						
73	84	Rider 84						
74	88	Rider 88						
75	89	Rider 89						
76	90	Rider 90						
77	93	Rider 93						
78	95	Rider 95						
79	96	Rider 96						
80	102	Rider 102						
81	104	Rider 104						
82	106	Rider 106						
83	107	Rider 107						
84	108	Rider 108						
85	109	Rider 109						
86	110	Rider 110						
87	112	Rider 112						
88	113	Rider 113						
89	114	Rider 114						
90	116	Rider 116						
91	120	Rider 120						
92	121	Rider 121						
93	126	Rider 126						
94	130	Rider 130						
95	135	Rider 135						
96	265	Rider 265						

Fastest time : 1:55.668 in lap 7 by nbr. 53 : Rider 53 ()

Publication-time

Results: raceresults.nu

Timekeeping by : RSTime by Timeservice.nl

Clerk of the Course

Steward

Timekeeper

Floortje Snoek



Vrij rijden 2017-08-11
 ALLE RONDETIJDEN OP WWW.RACERESULTS.NU

Minder Snel
 Sector analyse - Sessie 6

11 August 2017
 Zolder - 4000 mtr.

Pos	Nbr	Name / Team name	Sector 1			Sector 2			Sector 3			Theoretical best	Actual best	In
			time	Lap	pos	time	Lap	pos	time	Lap	pos			
1	53	Rider 53	37.968	6	2	43.092	7	4	34.381	7	4	1:55.441	1:55.668	7
2	63	Rider 63	39.045	7	9	42.797	6	3	33.734	6	1	1:55.576	1:56.397	7
3	51	Rider 51	38.745	7	7	43.219	6	5	34.417	7	6	1:56.381	1:56.462	7
4	12	Rider 12	37.483	9	1	43.708	9	8	33.886	3	2	1:55.077	1:56.998	8
5	92	Rider 92	39.234	8	11	42.503	4	2	34.508	6	7	1:56.245	1:57.128	4
6	177	Rider 177	38.340	8	5	43.958	8	9	34.387	7	5	1:56.685	1:57.472	8
7	44	Rider 44	38.704	3	6	43.684	3	7	35.446	3	14	1:57.834	1:57.834	3
8	7	Rider 7	38.069	9	3	45.220	7	22	34.796	4	10	1:58.085	2:00.146	7
9	35	Rider 35	39.885	9	22	44.529	8	14	34.524	8	8	1:58.938	2:00.239	8
10	1	Rider 1	39.427	7	16	45.558	5	27	34.371	8	3	1:59.356	2:00.366	7
11	125	Rider 125	38.768	6	8	44.595	4	16	36.827	6	33	2:00.190	2:00.549	6
12	131	Rider 131	39.970	9	23	45.020	7	20	35.534	7	16	2:00.524	2:00.624	7
13	9	Rider 9	40.035	9	26	44.558	9	15	35.210	8	12	1:59.803	2:00.815	8
14	11	Rider 11	38.094	9	4	44.139	4	12	34.617	7	9	1:56.850	2:01.180	3
15	66	Rider 66	39.209	5	10	45.549	3	25	35.540	4	17	2:00.298	2:01.198	3
16	52	Rider 52	39.361	4	13	45.625	4	28	36.115	3	24	2:01.101	2:01.235	4
17	50	Rider 50	39.747	8	20	45.216	7	21	35.188	7	11	2:00.151	2:01.286	7
18	47	Rider 47	40.260	9	28	44.219	9	13	35.820	7	18	2:00.299	2:01.637	7
19	56	Rider 56	39.883	8	21	45.520	6	24	36.037	6	21	2:01.440	2:01.652	6
20	20	Rider 20	39.685	3	18	44.997	4	19	36.274	5	25	2:00.956	2:02.022	5
21	16	Rider 16	39.363	6	14	44.134	9	11	35.269	5	13	1:58.766	2:02.131	8
22	21	Rider 21	39.981	3	24	45.390	5	23	36.300	6	26	2:01.671	2:02.162	5
23	118	Rider 118	39.264	7	12	44.993	6	18	36.349	6	27	2:00.606	2:02.299	5
24	10	Rider 10	40.972	3	34	45.921	6	33	35.498	6	15	2:02.391	2:02.897	6
25	57	Rider 57	39.578	6	17	46.240	3	37	36.844	6	34	2:02.662	2:02.898	6
26	5	Rider 5	40.610	2	31	45.693	2	29	36.047	1	22	2:02.350	2:03.151	2
27	62	Rider 62	39.385	9	15	46.008	7	34	35.984	7	20	2:01.377	2:03.336	6
28	37	Rider 37	40.055	7	27	45.556	3	26	35.822	4	19	2:01.433	2:03.779	4
29	117	Rider 117	39.695	8	19	45.715	6	30	36.439	7	29	2:01.849	2:03.845	6
30	68	Rider 68	40.652	6	32	46.367	6	39	36.065	4	23	2:03.084	2:03.958	6
31	64	Rider 64	39.996	8	25	46.101	5	35	36.707	4	32	2:02.804	2:04.089	6
32	122	Rider 122	40.463	3	30	45.758	4	31	37.327	2	39	2:03.548	2:04.523	3
33	36	Rider 36	41.142	9	36	46.562	9	41	37.092	8	35	2:04.796	2:05.265	8
34	31	Rider 31	40.444	5	29	46.480	3	40	36.370	0	28	2:03.294	2:05.389	3
35	18	Rider 18	40.967	4	33	46.625	4	42	37.665	3	42	2:05.257	2:05.717	4
36	6	Rider 6	41.316	9	39	46.355	5	38	37.242	5	38	2:04.913	2:05.738	7
37	25	Rider 25	41.869	5	46	46.628	3	43	36.480	2	30	2:04.977	2:06.171	5
38	67	Rider 67	42.298	7	47	46.848	7	46	37.238	6	37	2:06.384	2:06.692	7
39	103	Rider 103	41.860	5	45	47.104	5	47	37.714	1	43	2:06.678	2:06.777	5
40	123	Rider 123	41.718	6	44	46.157	3	36	38.483	3	54	2:06.358	2:06.845	3
41	28	Rider 28	42.400	4	48	46.822	3	44	37.138	3	36	2:06.360	2:06.995	3
42	30	Rider 30	42.524	9	50	47.494	6	51	36.506	8	31	2:06.524	2:07.300	6
43	17	Rider 17	42.504	6	49	47.387	6	49	37.494	6	40	2:07.385	2:07.385	6
44	26	Rider 26	41.578	6	41	47.210	6	48	38.254	5	51	2:07.042	2:07.477	6
45	46	Rider 46	41.701	5	43	46.847	8	45	37.728	3	44	2:06.276	2:07.523	5

Vrij rijden 2017-08-11
 ALLE RONDETIJDEN OP WWW.RACERESULTS.NU

Minder Snel
 Sector analyse - Sessie 6

11 August 2017
 Zolder - 4000 mtr.

Pos	Nbr	Name / Team name	Sector 1			Sector 2			Sector 3			Theoretical best	Actual best	In
			time	Lap	pos	time	Lap	pos	time	Lap	pos			
46	98	Rider 98	41.349	7	40	48.208	6	55	37.883	6	46	2:07.440	2:08.293	6
47	48	Rider 48	41.646	4	42	47.544	4	52	38.306	6	52	2:07.496	2:08.619	6
48	58	Rider 58	40.994	5	35	47.400	5	50	40.146	3	61	2:08.540	2:08.702	5
49	40	Rider 40	41.278	8	38	48.433	7	56	37.507	5	41	2:07.218	2:08.779	7
50	70	Rider 70	42.890	6	52	47.937	5	54	37.939	5	47	2:08.766	2:09.713	7
51	99	Rider 99	42.625	2	51	47.754	3	53	38.636	2	56	2:09.015	2:09.786	3
52	43	Rider 43	41.156	6	37	50.410	6	65	38.577	6	55	2:10.143	2:10.143	6
53	32	Rider 32	43.567	8	55	48.780	6	57	37.960	4	48	2:10.307	2:10.682	4
54	60	Rider 60	44.619	2	61	48.871	4	58	37.731	4	45	2:11.221	2:11.546	4
55	34	Rider 34	44.044	7	58	49.246	7	60	38.746	7	57	2:12.036	2:12.036	7
56	23	Rider 23	43.282	3	53	49.837	3	64	38.984	3	59	2:12.103	2:12.103	3
57	69	Rider 69	44.175	3	59	49.590	5	63	38.091	5	49	2:11.856	2:12.147	5
58	19	Rider 19	43.310	8	54	49.211	6	59	38.825	3	58	2:11.346	2:12.402	6
59	59	Rider 59	43.608	4	56	49.301	8	61	40.258	5	62	2:13.167	2:15.173	4
60	39	Rider 39	44.436	8	60	49.374	8	62	38.203	7	50	2:12.013	2:15.684	7
61	29	Rider 29	44.766	7	62	50.768	7	66	38.321	6	53	2:13.855	2:16.503	3
62	42	Rider 42	43.803	5	57	51.507	5	67	39.996	2	60	2:15.306	2:16.695	2
63	2	Rider 2												
64	3	Rider 3												
65	8	Rider 8												
66	41	Rider 41												
67	72	Rider 72												
68	76	Rider 76												
69	79	Rider 79												
70	80	Rider 80												
71	81	Rider 81												
72	83	Rider 83												
73	84	Rider 84												
74	88	Rider 88												
75	89	Rider 89												
76	90	Rider 90												
77	93	Rider 93												
78	95	Rider 95												
79	96	Rider 96												
80	102	Rider 102												
81	104	Rider 104												
82	106	Rider 106												
83	107	Rider 107												
84	108	Rider 108												
85	109	Rider 109												
86	110	Rider 110												
87	112	Rider 112												
88	113	Rider 113												
89	114	Rider 114												
90	116	Rider 116												

Vrij rijden 2017-08-11
ALLE RONDETIJDEN OP WWW.RACERESULTS.NU

Minder Snel
Sector analyse - Sessie 6

11 August 2017
Zolder - 4000 mtr.

Pos	Nbr	Name / Team name	Sector 1			Sector 2			Sector 3			Theoretical best	Actual best	In
			time	Lap	pos	time	Lap	pos	time	Lap	pos			
91	120	Rider 120												
92	121	Rider 121												
93	126	Rider 126												
94	130	Rider 130												
95	135	Rider 135												
96	265	Rider 265												

Vrij rijden 2017-08-11
 ALLE RONDETIJDEN OP WWW.RACERESULTS.NU

Minder Snel
 Result of Sessie 7

11 August 2017
 Zolder - 4000 mtr.


Pos	Nbr	Name	Fastest	In	Gap	Diff	Laps	Km/h
1	265	Rider 265	1:53.417	2			9	126.97
2	118	Rider 118	1:56.291	7	2.874	2.874	8	123.83
3	63	Rider 63	1:57.055	8	3.638	0.764	9	123.02
4	23	Rider 23	1:57.748	3	4.331	0.693	4	122.30
5	16	Rider 16	1:58.181	7	4.764	0.433	9	121.85
6	50	Rider 50	1:58.870	5	5.453	0.689	7	121.14
7	56	Rider 56	1:58.901	6	5.484	0.031	9	121.11
8	35	Rider 35	1:59.094	3	5.677	0.193	9	120.91
9	20	Rider 20	1:59.848	7	6.431	0.754	8	120.15
10	5	Rider 5	2:00.408	4	6.991	0.560	5	119.59
11	62	Rider 62	2:01.127	5	7.710	0.719	8	118.88
12	47	Rider 47	2:01.174	6	7.757	0.047	7	118.84
13	57	Rider 57	2:01.603	7	8.186	0.429	8	118.42
14	177	Rider 177	2:01.607	4	8.190	0.004	7	118.41
15	131	Rider 131	2:01.854	7	8.437	0.247	9	118.17
16	10	Rider 10	2:02.143	7	8.726	0.289	8	117.89
17	37	Rider 37	2:03.174	2	9.757	1.031	8	116.91
18	66	Rider 66	2:03.458	3	10.041	0.284	8	116.64
19	103	Rider 103	2:03.793	7	10.376	0.335	8	116.32
20	125	Rider 125	2:04.251	1	10.834	0.458	2	115.89
21	36	Rider 36	2:05.622	7	12.205	1.371	9	114.63
22	98	Rider 98	2:06.347	6	12.930	0.725	7	113.97
23	30	Rider 30	2:06.759	8	13.342	0.412	9	113.60
24	18	Rider 18	2:06.921	4	13.504	0.162	8	113.46
25	26	Rider 26	2:07.724	6	14.307	0.803	7	112.74
26	67	Rider 67	2:08.089	5	14.672	0.365	8	112.42
27	32	Rider 32	2:09.307	7	15.890	1.218	8	111.36
28	58	Rider 58	2:09.997	7	16.580	0.690	8	110.77
29	19	Rider 19	2:10.177	7	16.760	0.180	8	110.62
30	34	Rider 34	2:12.299	5	18.882	2.122	7	108.84
31	69	Rider 69	2:12.480	5	19.063	0.181	7	108.70
32	59	Rider 59	2:13.245	6	19.828	0.765	7	108.07
33	17	Rider 17	2:13.577	7	20.160	0.332	8	107.80
34	29	Rider 29	2:13.928	6	20.511	0.351	7	107.52
35	43	Rider 43	2:18.294	4	24.877	4.366	5	104.13
36	11	Rider 11					2	0.00
37	3	Rider 3						
38	8	Rider 8						
39	41	Rider 41						
40	53	Rider 53						
41	76	Rider 76						
42	79	Rider 79						

Fastest time : 1:53.417 in lap 2 by nbr. 265 : Rider 265 ()

Publication-time

Results: raceresults.nu

Timekeeping by : RSTime by Timeservice.nl

Clerk of the Course	Steward	Timekeeper	
		Floortje Snoek	
Page 1 of 2	Results remain provisional pending technical examination and decisions from the stewards of the meeting		

Vrij rijden 2017-08-11
 ALLE RONDETIJDEN OP WWW.RACERESULTS.NU

Minder Snel
 Result of Sessie 7

11 August 2017
 Zolder - 4000 mtr.

Pos	Nbr	Name	Fastest	In	Gap	Diff	Laps	Km/h
43	80	Rider 80						
44	81	Rider 81						
45	88	Rider 88						
46	89	Rider 89						
47	95	Rider 95						
48	101	Rider 101						
49	102	Rider 102						
50	104	Rider 104						
51	106	Rider 106						
52	112	Rider 112						
53	113	Rider 113						
54	114	Rider 114						
55	116	Rider 116						
56	120	Rider 120						
57	121	Rider 121						
58	126	Rider 126						

Fastest time : 1:53.417 in lap 2 by nbr. 265 : Rider 265 ()

Publication-time

Results: raceresults.nu

Timekeeping by : RSTime by Timeservice.nl

Clerk of the Course

Steward

Timekeeper

Floortje Snoek



Vrij rijden 2017-08-11
 ALLE RONDETIJDEN OP WWW.RACERESULTS.NU

Minder Snel
 Sector analyse - Sessie 7

11 August 2017
 Zolder - 4000 mtr.

Pos	Nbr	Name / Team name	Sector 1			Sector 2			Sector 3			Theoretical best	Actual best	In
			time	Lap	pos	time	Lap	pos	time	Lap	pos			
1	265	Rider 265	37.062	5	1	41.458	2	1	34.104	5	3	1:52.624	1:53.417	2
2	118	Rider 118	38.220	7	4	43.420	7	5	34.651	7	4	1:56.291	1:56.291	7
3	63	Rider 63	38.098	9	2	42.365	9	2	33.602	2	1	1:54.065	1:57.055	8
4	23	Rider 23	39.108	4	11	42.961	3	3	34.743	3	6	1:56.812	1:57.748	3
5	16	Rider 16	38.659	8	6	43.790	8	6	35.180	2	9	1:57.629	1:58.181	7
6	50	Rider 50	38.996	6	9	43.418	7	4	35.148	5	8	1:57.562	1:58.870	5
7	56	Rider 56	38.730	9	7	44.496	6	10	35.295	7	11	1:58.521	1:58.901	6
8	35	Rider 35	39.695	8	15	44.091	3	8	33.996	7	2	1:57.782	1:59.094	3
9	20	Rider 20	38.557	6	5	44.027	7	7	35.462	5	13	1:58.046	1:59.848	7
10	5	Rider 5	40.298	4	19	45.223	2	14	34.706	4	5	2:00.227	2:00.408	4
11	62	Rider 62	39.283	8	13	44.923	2	12	35.107	2	7	1:59.313	2:01.127	5
12	47	Rider 47	40.672	7	22	44.449	7	9	35.453	6	12	2:00.574	2:01.174	6
13	57	Rider 57	38.858	7	8	45.814	5	19	36.054	5	15	2:00.726	2:01.603	7
14	177	Rider 177	39.086	4	10	45.572	3	18	35.192	5	10	1:59.850	2:01.607	4
15	131	Rider 131	39.266	9	12	45.476	4	17	36.192	5	17	2:00.934	2:01.854	7
16	10	Rider 10	40.188	7	18	45.361	7	15	35.663	4	14	2:01.212	2:02.143	7
17	37	Rider 37	39.773	3	16	45.466	4	16	36.576	2	18	2:01.815	2:03.174	2
18	66	Rider 66	39.541	7	14	45.136	6	13	36.073	3	16	2:00.750	2:03.458	3
19	103	Rider 103	40.877	8	23	46.088	7	20	36.725	7	19	2:03.690	2:03.793	7
20	125	Rider 125	39.871	1	17	44.542	2	11	38.569	1	31	2:02.982	2:04.251	1
21	36	Rider 36	40.656	7	21	46.662	9	22	37.574	7	25	2:04.892	2:05.622	7
22	98	Rider 98	40.994	7	24	47.154	6	25	37.290	6	22	2:05.438	2:06.347	6
23	30	Rider 30	41.274	7	26	47.560	8	29	37.202	7	21	2:06.036	2:06.759	8
24	18	Rider 18	41.154	4	25	47.488	4	28	37.393	5	24	2:06.035	2:06.921	4
25	26	Rider 26	42.055	7	29	46.835	6	23	37.669	5	27	2:06.559	2:07.724	6
26	67	Rider 67	42.459	7	30	47.328	5	26	37.663	5	26	2:07.450	2:08.089	5
27	32	Rider 32	41.625	8	27	46.884	8	24	36.974	7	20	2:05.483	2:09.307	7
28	58	Rider 58	40.451	8	20	48.176	8	30	39.110	7	34	2:07.737	2:09.997	7
29	19	Rider 19	41.809	8	28	47.461	8	27	38.762	7	32	2:08.032	2:10.177	7
30	34	Rider 34	44.304	5	36	49.757	5	34	38.238	5	29	2:12.299	2:12.299	5
31	69	Rider 69	43.969	6	33	49.153	7	32	38.780	4	33	2:11.902	2:12.480	5
32	59	Rider 59	43.260	7	31	49.024	7	31	40.714	6	36	2:12.998	2:13.245	6
33	17	Rider 17	44.050	8	34	49.194	3	33	38.241	2	30	2:11.485	2:13.577	7
34	29	Rider 29	44.189	6	35	51.384	2	35	37.748	5	28	2:13.321	2:13.928	6
35	43	Rider 43	43.532	5	32	52.637	3	36	40.455	4	35	2:16.624	2:18.294	4
36	11	Rider 11	38.099	2	3	46.553	1	21	37.363	1	23	2:02.015		
37	3	Rider 3												
38	8	Rider 8												
39	41	Rider 41												
40	53	Rider 53												
41	76	Rider 76												
42	79	Rider 79												
43	80	Rider 80												
44	81	Rider 81												
45	88	Rider 88												

Vrij rijden 2017-08-11
ALLE RONDETIJDEN OP WWW.RACERESULTS.NU

Minder Snel
Sector analyse - Sessie 7

11 August 2017
Zolder - 4000 mtr.

Pos	Nbr	Name / Team name	Sector 1		Sector 2		Sector 3		Theoretical best	Actual best	In
			time	Lap pos	time	Lap pos	time	Lap pos			
46	89	Rider 89									
47	95	Rider 95									
48	101	Rider 101									
49	102	Rider 102									
50	104	Rider 104									
51	106	Rider 106									
52	112	Rider 112									
53	113	Rider 113									
54	114	Rider 114									
55	116	Rider 116									
56	120	Rider 120									
57	121	Rider 121									
58	126	Rider 126									